

PREVENTATIVE MAINTENANCE PROGRAM CHECKLIST **TANKS, WATER STORAGE**

SITE AND BLDG #: **Rockville MD021**

**MECHANIC
SIGNATURE:**









DATE: **11/15/21**

LOCATION/RM #: mech. rm **WO# 15577**

ASSET # 1663

START TIME: **8:30** **FINISH TIME: 8:50**

CHECK POINT	CHECKPOINT DESCRIPTION	TASK COMPLETE		NOTES/ ACTIONS (IF TASK COMPLETE IS CHECKED NO, PROVIDE EXPLANATION)
		YES	NO	
SPECIAL INSTRUCTIONS				
2	Follow lock out/tag out procedures at all times. De-energize or discharge all hydraulic, electrical, mechanical, or thermal energy prior to beginning work.			
TO BE PERFORMED AT EACH INSPECTION SERVICE				
1	Examine exterior of tank including fittings, manholes, and handholes for leaks, signs of corrosion, and correct as indicated.			
2	Inspect structural supports and repair or replace damaged insulation or covering. If insulation contains asbestos and is damaged or eroded, it is considered a hazardous waste.			
3	Clean, test and inspect sight glasses, valves, fittings, drains, and controls.			
4	Clean up work site.			

Note: The technician shall perform any repairs identified during PM up to \$250 (direct labor and direct material cost) per PM occurrence. For any deficiencies found exceeding \$250 open a corrective maintenance (CM) ticket and include the Asset #, WO #, photos, and a detailed discription of the deficiency.

To be performed by: General Maintenance Worker

Additional Notes: