

**PREVENTATIVE MAINTENANCE PROGRAM CHECKLIST**  
**LIGHTING, OUTSIDE**

**SITE AND BLDG #:** Gaithersburg MD013








**MECHANIC  
SIGNATURE:** 

**DATE:** 1/5/22

**LOCATION/RM #:** MEP lot **WO#** 159434 **ASSET #** 3Y262

**START TIME:** 8:40

**FINISH TIME:** 8:50

CHECK POINT	CHECKPOINT DESCRIPTION	TASK COMPLETE		NOTES/ ACTIONS  (IF TASK COMPLETE IS CHECKED NO, PROVIDE EXPLANATION)
		YES	NO	
SPECIAL INSTRUCTIONS				
1	Schedule and coordinate work with operating personnel.			
2	Follow lock out/tag out procedures at all times. De-energize or discharge all hydraulic, electrical, mechanical, or thermal energy prior to beginning work.			
TO BE PERFORMED AT EACH INSPECTION SERVICE				
1	Inspect lighting contactor for pitting or arcing -report issues			
2	Inspect visual condition of wiring. Look for evidence of overheating.			
3	Check for proper light operation.			
4	Test operation of automatic switches/ time clock/ photocells if applicable.			
5	Inspect light pole and mounting devices for deficiencies.			
6	For any noted deficiency, takes pictures and open corrective maintenance ticket.			

Note: The technician shall perform any repairs identified during PM up to \$250 (direct labor and direct material cost) per PM occurrence. For any deficiencies found exceeding \$250 open a corrective maintenance (CM) ticket and include the Asset #, WO #, photos, and a detailed discription of the deficiency.

To be performed by: General Maintenance Worker

**Additional Notes:** **one light out in fenced area behind building. ticket in system.**