

PREVENTATIVE MAINTENANCE PROGRAM CHECKLIST TANKS, WATER STORAGE

SITE AND BLDG #: White Plains MD066







MECHANIC SIGNATURE: 


DATE: 2/16/22

LOCATION/RM #: Mech. rm. **WO#** 16382 **ASSET #** 167-168

START TIME: 8:20

FINISH TIME: 8:40

CHECK POINT	CHECKPOINT DESCRIPTION	TASK COMPLETE		NOTES/ ACTIONS (IF TASK COMPLETE IS CHECKED NO, PROVIDE EXPLANATION)
		YES	NO	
SPECIAL INSTRUCTIONS				
2	Follow lock out/tag out procedures at all times. De-energize or discharge all hydraulic, electrical, mechanical, or thermal energy prior to beginning work.			
TO BE PERFORMED AT EACH INSPECTION SERVICE				
1	Examine exterior of tank including fittings, manholes, and handholes for leaks, signs of corrosion, and correct as indicated.			
2	Inspect structural supports and repair or replace damaged insulation or covering. If insulation contains asbestos and is damaged or eroded, it is considered a hazardous waste.			
3	Clean, test and inspect sight glasses, valves, fittings, drains, and controls.			
4	Clean up work site.			



Note: The technician shall perform any repairs identified during PM up to \$250 (direct labor and direct material cost) per PM occurrence. For any deficiencies found exceeding \$250 open a corrective maintenance (CM) ticket and include the Asset #, WO #, photos, and a detailed discription of the deficiency.

To be performed by: General Maintenance Worker

Additional Notes: