


# **PREVENTATIVE MAINTENANCE PROGRAM CHECKLIST** **EXPANSION TANKS**


SITE AND BLDG #: **Schenectady 060**

MECHANIC  
SIGNATURE:






DATE: **2/10/2021**

LOCATION/RM #: **mechanical** WO# **11859**

ASSET # 

START TIME: **0830**

FINISH TIME: **1200**

CHECK POINT	CHECKPOINT DESCRIPTION	TASK COMPLETE		NOTES/ ACTIONS (IF TASK COMPLETE IS CHECKED NO, PROVIDE EXPLANATION)
		YES	NO	
SPECIAL INSTRUCTIONS				
1	In addition to the procedure(s) outlined in this standard, the equipment manufacturer’s recommended maintenance procedure(s) and/or instruction(s) shall be strictly adhered.			
2	Follow lock out/tag out procedures at all times. De-energize or discharge all hydraulic, electrical, mechanical, or thermal energy prior to beginning work.			
TO BE PERFORMED AT EACH INSPECTION SERVICE				
1	Examine exterior of tank including fittings and valves for leaks, signs of corrosion, and correct as needed.			
2	Test air pressure in tank. Ensure air pressure is at correct PSI. Correct as needed.			

Note: The technician shall perform any repairs identified during PM up to \$250 (direct labor and direct material cost) per PM occurrence. For any deficiencies found exceeding \$250 open a corrective maintenance (CM) ticket and include the Asset #, WO #, photos, and a detailed discription of the deficiency.

To be performed by: General Maintenance Worker

**Additional Notes:**