

PREVENTATIVE MAINTENANCE PROGRAM CHECKLIST **VAV BOX**



SITE AND BLDG #: **Saugerties 128**

LOCATION/RM #: **building** **WO#** **ASSET # 10795**


MECHANIC SIGNATURE:  **DATE:** **2/8/2021**

START TIME: **0830** **FINISH TIME:** **1130**

CHECK POINT	CHECKPOINT DESCRIPTION	TASK COMPLETE		NOTES/ ACTIONS (IF TASK COMPLETE IS CHECKED NO, PROVIDE EXPLANATION)
		YES	NO	
SPECIAL INSTRUCTIONS				
1	In addition to the procedure(s) outlined in this standard, the equipment manufacturer's recommended maintenance procedure(s) and/or instruction(s) shall be strictly adhered.	✓		
2	Follow lock out/tag out procedures at all times. De-energize or discharge all hydraulic, electrical, mechanical, or thermal energy prior to beginning work.	✓		
TO BE PERFORMED AT EACH INSPECTION SERVICE				
1	If EMS system permits, check that the operating controls activate damper per design specifications.			4 of the heating valves are damaged. no longer operate properly
2	If required, check damper linkage for tightness and lightly lubricate.	✓		
3	If required, inspect dampers for free movement.	✓		
4	If required, inspect actuators for tightness to mounting brackets.	✓		
5	As needed, tighten electrical connections to servo motor.	✓		
6	Inspect unit for overall condition and recommend for replacement or other needed repairs.	✓		



4 of the heating valves are damaged. no longer operate properly



Note: The technician shall perform any repairs identified during PM up to \$250 (direct labor and direct material cost) per PM occurrence. For any deficiencies found exceeding \$250 open a corrective maintenance (CM) ticket and include the Asset #, WO #, photos, and a detailed discription of the deficiency.

To be performed by: HVAC Technician

Additional Notes: