

# **PREVENTATIVE MAINTENANCE PROGRAM CHECKLIST** **ICE MAKER**

**SITE AND BLDG #:** **Plattsburgh 054**

















**MECHANIC SIGNATURE:** 

**DATE:** **5/6/2022**

**LOCATION/RM #:** **kitchen** **WO#** **16962** **ASSET #** **10092**

**START TIME:** **0845**

**FINISH TIME:** **0900**

CHECK POINT	CHECKPOINT DESCRIPTION	TASK COMPLETE		NOTES/ ACTIONS (IF TASK COMPLETE IS CHECKED NO, PROVIDE EXPLANATION)
		YES	NO	
SPECIAL INSTRUCTIONS				
1	Review manufacturer's instructions.			
2	De-energize, lock out, and tag electrical circuits.			
3	If appliance is disposed, follow regulations concerning removal of refrigerants and disposal of the appliance.			
4	If materials containing refrigerants are discarded, comply with EPA regulations as applicable.			
5	Only approved cleaning chemicals shall be used.			
TO BE PERFORMED AT EACH INSPECTION SERVICE				
1	Check with operating or area personnel for any deficiencies; verify cleaning program.			
2	Visually check for refrigerant, oil and water leaks.			
3	Inspect ice condition/size.			
4	As needed, drain and clean unit with proper ice machine cleaning solution.			
5	Check date on water filter, Replace as needed. Water filters should be changed annually at a minimum.			
6	Check and tighten any loose screw-type electrical connections.			
7	Check all controls; adjust if necessary.			
8	Examine water connection; open and close water valve; test ice dispensing valve and (door) metering adjustment.			
9	Check and clear ice machine draining system (drain vent, strainer, trap).			
10	Examine condition of bin doors-closure, hinges, gaskets, handles and ease of slide; lubricate as required. Check storage bin condition.			
11	Clean motor, compressor, and condenser coil.			

Note: The technician shall perform any repairs identified during PM up to \$250 (direct labor and direct material cost) per PM occurrence. For any deficiencies found exceeding \$250 open a corrective maintenance (CM) ticket and include the Asset #, WO #, photos, and a detailed discription of the deficiency.

To be performed by: General Maintenance Worker

**Additional Notes:**