





PREVENTATIVE MAINTENANCE PROGRAM CHECKLIST
EMERGENCY EXIT SIGNS AND WALL PACKS



ACTIVITY AND BLDG #: **Schenectady 060**
LOCATION/RM #: **site** WO# ASSET #

MECHANIC SIGNATURE: DATE: **5/4/2022**
START TIME: **0800** FINISH TIME: **1100**

CHECK POINT	CHECKPOINT DESCRIPTION	TASK COMPLETE		NOTES/ ACTIONS <small>(IF TASK COMPLETE IS CHECKED NO, PROVIDE EXPLANATION)</small>
		YES	NO	
SPECIAL INSTRUCTIONS				
1	In addition to the procedure(s) outlined in this standard, the equipment manufacturer’s recommended maintenance procedure(s) and/or instruction(s) shall be strictly adhered to.	✓		
TO BE PERFORMED AT EACH INSPECTION SERVICE				
1	Inspect for structural defects, note needed repairs	✓		
2	Push test buttons and observe light operation. Note any units that do not operate properly.	✓		
3	Clean exterior with dry cloth.	✓		
4	For Exit lights check for proper arrow direction.	✓		
5	Make and/or recommend any needed repairs.	✓		





Note: The technician shall perform any repairs identified during PM up to \$250 (direct labor and direct material cost) per PM occurrence. For any deficiencies found exceeding \$250 open a corrective maintenance (CM) ticket and include the Asset #, WO #, photos, and a detailed discription of the deficiency.

To be performed by: General Maintenance Worker

Additional Notes: