

PREVENTATIVE MAINTENANCE PROGRAM CHECKLIST **LIGHTNING PROTECTION**

SITE AND BLDG #: **Schenectady 060**









**MECHANIC
SIGNATURE:** 

DATE: **5/4/2022**

LOCATION/RM #: **site** **WO#**  **ASSET #** 

START TIME: **1400**

FINISH TIME: **1430**

CHECK POINT	CHECKPOINT DESCRIPTION	TASK COMPLETE		NOTES/ ACTIONS (IF TASK COMPLETE IS CHECKED NO, PROVIDE EXPLANATION)
		YES	NO	
SPECIAL INSTRUCTIONS				
1	In addition to the procedure(s) outlined in this standard, the equipment manufacturer’s recommended maintenance procedure(s) and/or instruction(s) shall be strictly adhered to.			
2	During the first inspection, check that: a) All air terminals (lightning rods) are interconnected. b) At least two down conductors are installed with their own ground connection.			
TO BE PERFORMED AT EACH INSPECTION SERVICE				
1	Inspect air terminals for corrosion and rigid attachment to structure.			
2	Examine conductors and all connections for corrosion, strong mechanical joints which provide good electrical conductivity, and loose or broken fasteners.			
3	Check for loops, sharp bends (less than 8" radius) and frayed horizontal and vertical conductors.			
4	Check for damaged guards and down conductors.			
5	Inspect grounding attachment for permanency and corrosion (if practical).			
6	Clean up work area and remove debris.			

Note: The technician shall perform any repairs identified during PM up to \$250 (direct labor and direct material cost) per PM occurrence. For any deficiencies found exceeding \$250 open a corrective maintenance (CM) ticket and include the Asset #, WO #, photos, and a detailed discription of the deficiency.

To be performed by: General Maintenance Worker

Additional Notes: