




PREVENTATIVE MAINTENANCE PROGRAM CHECKLIST

SUMP PUMP

SITE AND BLDG #: Albany 001
boiler room 
LOCATION/RM #: **WO#**  **ASSET #** 

MECHANIC SIGNATURE:  **DATE:** 6/2/2021
START TIME: 1500 **FINISH TIME:** 1530

CHECK POINT	CHECKPOINT DESCRIPTION	TASK COMPLETE		NOTES/ ACTIONS (IF TASK COMPLETE IS CHECKED NO, PROVIDE EXPLANATION)
		YES	NO	
SPECIAL INSTRUCTIONS				
1	In addition to the procedure(s) outlined in this standard, the equipment manufacturer’s recommended maintenance procedure(s) and/or instruction(s) shall be strictly adhered to.	✓		
2	Schedule outage with operating personnel.	✓		
3	Follow lock out/tag out procedures at all times. De-energize or discharge all hydraulic, electrical, mechanical, or thermal energy prior to beginning work.	✓		
4	If the material removed from the pump is hazardous, contact the Regional S&EM office for disposal instructions.	✓		
5	If strainer cleaning requires removal of pump unit which should be considered a repair and not general maintenance.	✓		
6	Excessive sediment and debris, not removed by flushing the pit should be handled on a project basis, and not considered under this standard.	✓		
TO BE PERFORMED AT EACH INSPECTION SERVICE				
1	Remove cover plates and flush pit.	✓		
2	Inspect check valve.	✓		
3	Inspect interior of pit for cracks.	✓		
4	Inspect cover plate gaskets and replace if necessary.	✓		
5	Insuure the unit is operating properly, report any deficiencies	✓		
6	Clean up work area and remove all debris.	✓		

Note: The technician shall perform any repairs identified during PM up to \$250 (direct labor and direct material cost) per PM occurrence. For any deficiencies found exceeding \$250 open a corrective maintenance (CM) ticket and include the Asset #, WO #, photos, and a detailed discription of the deficiency.

To be performed by: General Maintenance Worker

Additional Notes: