

PREVENTATIVE MAINTENANCE PROGRAM CHECKLIST **UNIT HEATER, INFRA-RED, RADIANT, GAS**

SITE AND BLDG #: **Saugerties 128**







**MECHANIC
SIGNATURE:** 

DATE: **6/3/2022**

LOCATION/RM #: **oms** **WO#** **17493** **ASSET #** **10872**

START TIME: **0945**

FINISH TIME: **1010**

CHECK POINT	CHECKPOINT DESCRIPTION	TASK COMPLETE		NOTES/ ACTIONS (IF TASK COMPLETE IS CHECKED NO, PROVIDE EXPLANATION)
		YES	NO	
SPECIAL INSTRUCTIONS				
1	In addition to the procedure(s) outlined in this standard, the equipment manufacturer’s recommended maintenance procedure(s) and/or instruction(s) shall be strictly adhered to.			
2	Follow lock out/tag out procedures at all times. De-energize or discharge all hydraulic, electrical, mechanical, or thermal energy prior to beginning work.			
TO BE PERFORMED AT EACH INSPECTION SERVICE				
1	For gsa/oil heaters: 1. Remove access panels if applicable. 2. Check the fire box liner or refractory for cracks and leaks. 3. Check all gas lines for leaks. Repair as needed.			
2	Clean dirt from heater, vaccuming is preferred.			
3	Check operation of gas valve.			
4	Check for gas leaks.			
5	Check operation of thermostat.			
6	If applicable, replace primary air intake filter.			
7	As needed, clean spark electrode and reset gap, replace if necessary.			
8	Inspect flue pipe and connections.			
9	If applicable, inspect and clean outside air blower and blower intake.			
10	Inspect unit for proper operation.			
11	Inspect unit for overall condition and recommend for replacement or other needed repairs.			

Note: The technician shall perform any repairs identified during PM up to \$250 (direct labor and direct material cost) per PM occurrence. For any deficiencies found exceeding \$250 open a corrective maintenance (CM) ticket and include the Asset #, WO #, photos, and a detailed discription of the deficiency.

To be performed by: HVAC Technician

Additional Notes: