

# **PREVENTATIVE MAINTENANCE PROGRAM CHECKLIST** **PLUMBING FIXTURES**

SITE AND BLDG #: **Albany 001**







MECHANIC  
SIGNATURE: 

DATE: **7/1/2022**

LOCATION/RM #: **site** WO#  ASSET # 

START TIME: **0930**

FINISH TIME: **1200**

CHECK POINT	CHECKPOINT DESCRIPTION	TASK COMPLETE		NOTES/ ACTIONS (IF TASK COMPLETE IS CHECKED NO, PROVIDE EXPLANATION)
		YES	NO	
SPECIAL INSTRUCTIONS				
1	In addition to the procedure(s) outlined in this standard, the equipment manufacturer’s recommended maintenance procedure(s) and/or instruction(s) shall be strictly adhered.			
TO BE PERFORMED AT EACH INSPECTION SERVICE				
1	SINKS - Operate faucets, inspect for leaks, replace washers/"O" rings as necessary. Observe drain flow, clean trap if obstructed. Replace filter as needed.			
2	SHOWER HEADS, MIXING VALVES - Check shower for damaged, missing, or leaking heads; replace as required. Check mixing valves for damaged or missing parts; replace washers as needed.			
3	SHOWER STALLS - Check for leaks, cracks, significant wear or vandalism.			
4	TOILETS - Flush and adjust water flow if required. Inspect for leaks, missing or damaged parts/caps, seat supports, and replace.			
5	URINALS - Flush and adjust water flow if required. Inspect for leaks, missing or damaged parts/caps and replace.			
6	OTHER MISCELLANEOUS FIXTURES - Clean and innspect for any damage. Check for leaks, missing or damaged parts, caps, etc. Replace as needed.			

Note: The technician shall perform any repairs identified during PM up to \$250 (direct labor and direct material cost) per PM occurrence. For any deficiencies found exceeding \$250 open a corrective maintenance (CM) ticket and include the Asset #, WO #, photos, and a detailed description of the deficiency.

To be performed by: General Maintenance Worker

**Additional Notes:**