








PREVENTATIVE MAINTENANCE PROGRAM CHECKLIST
REACH-IN REFRIGERATORS/ FREEZERS

SITE AND BLDG #: **Plattsburgh 054**
LOCATION/RM #: **kitchen** WO#  ASSET # 

MECHANIC SIGNATURE:  DATE: **8/11/2022**
START TIME: **1300** FINISH TIME: **1400**

CHECK POINT	CHECKPOINT DESCRIPTION	TASK COMPLETE		NOTES/ ACTIONS (IF TASK COMPLETE IS CHECKED NO, PROVIDE EXPLANATION)
		YES	NO	
SPECIAL INSTRUCTIONS				
1	Review manufacturer's instructions.			
2	De-energize, lock out, and tag electrical circuits.			
3	If appliance is disposed, follow regulations concerning removal of refrigerants and disposal of the appliance.			
4	If materials containing refrigerants are discarded, comply with EPA regulations as applicable.			
5	Closely follow all safety procedures described in the Safety Data Sheet (SDS) for the refrigerant and to all labels on refrigerant containers.			
TO BE PERFORMED AT EACH INSPECTION SERVICE				
1	Check with operating or area personnel for any deficiencies; verify cleaning program.			
2	Verify indicator light on; check compartment temperature.			
3	Examine evaporator for proper clearances/slope and air flow.			
4	Examine handles, hinges and tightness of door closure.			
5	Examine safety door release and fan shut down safety switch.			
6	Inspect lighting for burnt out lamps.			
7	Check starter panels and controls for proper operation, burned or loose contacts, and loose connections.			
8	Clean evaporator coil, evaporator drain pan, blowers, fans, motors, and drain piping as required; lubricate motor(s).			
9	Clean condenser coil and condensing unit section.			
10	Clean and inspect defrost evaporation trays/pans.			
11	Inspect defrost systems for proper operation, including timer; adjust as required. Have automatic defrosters adjusted as required so freezer will defrost during "Off Peak" hours			
12	Check operation of thermostats; calibrated as required.			
13	Check coil superheat and adjust to manufacturers recommendations.			
14	Inspect and service all electric motors.			
15	Inspect door gaskets for damage and proper fit; adjust gaskets as required and lubricate hinges with food grade oil.			
16	Check door gasket heater.			
17	Check box floor for water or ice accumulation.			
18	Check box for excessive ice build- up and open seams.			

Note: The technician shall perform any repairs identified during PM up to \$250 (direct labor and direct material cost) per PM occurrence. For any deficiencies found exceeding \$250 open a corrective maintenance (CM) ticket and include the Asset #, WO #, photos, and a detailed discription of the deficiency.

To be performed by: General Maintenance Worker

Additional Notes: