

PREVENTATIVE MAINTENANCE PROGRAM CHECKLIST

EMERGENCY EXIT SIGNS AND WALL PACKS

Rotterdam 059

ACTIVITY AND BLDG #:

**MECHANIC
SIGNATURE:**




DATE: 8/23/2022

LOCATION/RM #: site **WO#** **ASSET #**

START TIME: 0915

FINISH TIME: 0930

CHECK POINT	CHECKPOINT DESCRIPTION	TASK COMPLETE		NOTES/ ACTIONS (IF TASK COMPLETE IS CHECKED NO, PROVIDE EXPLANATION)
		YES	NO	
SPECIAL INSTRUCTIONS				
1	In addition to the procedure(s) outlined in this standard, the equipment manufacturer’s recommended maintenance procedure(s) and/or instruction(s) shall be strictly adhered to.	✓		
TO BE PERFORMED AT EACH INSPECTION SERVICE				
1	Inspect for structural defects, note needed repairs	✓		
2	Push test buttons and observe light operation. Note any units that do not operate properly.	✓		
3	Clean exterior with dry cloth.	✓		
4	For Exit lights check for proper arrow direction.	✓		
5	Make and/or recommend any needed repairs.	✓		





Note: The technician shall perform any repairs identified during PM up to \$250 (direct labor and direct material cost) per PM occurrence. For any deficiencies found exceeding \$250 open a corrective maintenance (CM) ticket and include the Asset #, WO #, photos, and a detailed description of the deficiency.

To be performed by: General Maintenance Worker

Additional Notes: