

## PREVENTATIVE MAINTENANCE PROGRAM CHECKLIST VEHICLE EXHAUST REMOVAL

**SITE AND BLDG #:** **Plattsburgh 054**











**MECHANIC  
SIGNATURE:** 

**DATE:** **8/24/23**

**LOCATION/RM #:** **oms**    **WO#** **24073** **ASSET #** **10139**

**START TIME:** **0950**

**FINISH TIME:** **1015**

CHECK POINT	CHECKPOINT DESCRIPTION	TASK COMPLETE		NOTES/ ACTIONS  (IF TASK COMPLETE IS CHECKED NO, PROVIDE EXPLANATION)
		YES	NO	
SPECIAL INSTRUCTIONS				
1	In addition to the procedure(s) outlined in this standard, the equipment manufacturer's recommended maintenance procedure(s) and/or instruction(s) shall be strictly adhered.			
2	Follow lock out/tag out procedures at all times. De-energize or discharge all hydraulic, electrical, mechanical, or thermal energy prior to beginning work.			
TO BE PERFORMED AT EACH INSPECTION SERVICE				
1	Start and stop fan with local switch			
2	Check motor and fan shaft bearings for noise, vibraton, overheating; lubrucate bearings.			
3	Inspect, adjust belts and pulleys. Replace belt as needed.			
4	Clean dampers; lubricate pivot points (annually) and inspect linkages for tightness.			
5	Inspect fan for bent blades, unbalance, excessive noise and vibration.			
6	Clean fan as needed.			
7	Visually inspect exhaust system tubing and/or duct work for any damage that could result in leaks.			
8	Repair as needed			

Note: The technician shall perform any repairs identified during PM up to \$250 (direct labor and direct material cost) per PM occurrence. For any deficiencies found exceeding \$250 open a corrective maintenance (CM) ticket and include the Asset #, WO #, photos, and a detailed description of the deficiency.

To be performed by: General Maintenance Worker

**Additional Notes:**