

PREVENTATIVE MAINTENANCE PROGRAM CHECKLIST

BOILER - ELECTRIC, GAS, OIL

 MECHANIC
SIGNATURE:




DATE: 15-OCT-2025

SITE AND BLDG #: VA039-01

LOCATION/RM #: WO# 20114 ASSET # 6566



START TIME: 10AM

FINISH TIME: 11AM

CHECK POINT	CHECKPOINT DESCRIPTION	TASK COMPLETE		NOTES/ ACTIONS (IF TASK COMPLETE IS CHECKED NO, PROVIDE EXPLANATION)
		YES	NO	
SPECIAL INSTRUCTIONS				
1	Follow lock out/tag out procedures at all times. De-energize or discharge all hydraulic, electrical, mechanical, or thermal energy prior to beginning work. Wear appropriate respirator, goggles, and gloves while in contact with hazardous materials.	●		
2	All automatically and manually operated control devices provided for controlling operation and safety of the vessel, steam or water pressure, hot water temperature, combustion, and boiler water level shall be inspected under operating conditions.-By Argent Inspectors -3rd party		●	
3	All associated valves and piping, pressure and temperature indicating devices, metering and recording devices, and all boiler auxiliaries shall be inspected under operating conditions.	●		
4	Prepare boiler for internal inspection in the following manner:	●		
5	Fuel supply and ignition system shall be locked out.	●		
6	Water shall be drawn off and water side thoroughly washed out.-as required by PWS guide lines	●		
7	Manhole and handhole plates, washout plugs, and inspection plugs in water column connections shall be removed.	●		
8	The boiler shall be cooled and ready for 3rd party annual certification	●		
9	Pressure gage(s) shall be tested.	●		
10	If a boiler has not been properly prepared for an internal inspection, the inspector should decline to make the inspection.	●		
11	Account for all tools, materials, and equipment before closing boiler.	●		
TO BE PERFORMED AT EACH INSPECTION				
1	Check boiler room for ventilation in accordance with the American Gas Association (AGA) burner requirements.	●		
2	Check operation of all gas controls and valves including: manual gas shutoff; petal gas regulator; safety shutoff valve (solenoid); automatic gas valve; petal solenoid valve; butterfly gas valve, motor, and linkage to air louver; safety petal solenoid (if used.)	●		



CHECK POINT	CHECKPOINT DESCRIPTION	TASK COM	
		YES	
3	Check flue connections for tight joints and minimum resistance to air flow. (combustion chamber, flues, breaching, and chimney are clear before firing.)	●	
4	Draft regulators require slightly negative pressure in the combustion chamber at maximum input.	●	
5	On forced draft burners, gas manifold pressure requirements should correspond with modulating (butterfly) valve in full open position and stable at all other firing rates.	●	
6	Check burner for flashback and tight shutoff of fuel.	●	
7	Check operation of automatic controls and combustion flame safeguards. Clean and adjust, if necessary.	●	
8	Replace fusible plugs, if applicable.	●	
9	Operation and adjustments should conform with manufacturer's instructions.	●	



Note: The technician shall perform any repairs identified during PM up to \$250 (direct labor and direct material cost) per PM occurrence. For any deficiencies found exceeding \$250 open a corrective maintenance (CM) ticket and include the Asset #, WO #, photos, and a detailed discription of the deficiency.

To be performed by: HVAC Technician

Additional Notes:

Asset # 6565 boiler PM complete with no issues.
-AS

