

# PREVENTATIVE MAINTENANCE PROGRAM CHECKLIST THERMOSTATS

SITE AND BLDG #: MD 006-01  
LOCATION/RM #: WO# 8258 ASSET # 6123

MECHANIC SIGNATURE: May Berth DATE: 4-22-19  
START TIME: 11:30 FINISH TIME: 11:45

CHECKPOINT		CHECKPOINT DESCRIPTION	TASK COMPLETE		NOTES/ACTIONS (IF TASK COMPLETE IS CHECKED NO. PROVIDE EXPLANATION)
NO.	DESCRIPTION		YES	NO	
SPECIAL INSTRUCTIONS					
1	In addition to the procedure(s) outlined in this standard, the equipment manufacturer's recommended maintenance procedure(s) and/or instruction(s) shall be strictly adhered.	<input checked="" type="checkbox"/>	<input type="checkbox"/>		
2	Follow lock out/tag out procedures at all times. De-energize or discharge all hydraulic, electrical, mechanical, or thermal energy prior to beginning work.	<input type="checkbox"/>	<input checked="" type="checkbox"/>		
TO BE PERFORMED AT EACH INSPECTION SERVICE					
1	If EMS (Energy Management System) exists, run the manufacturers diagnostic software for the wireless system. This diagnostic shall produce a report of all functional aspects of the wireless system indicating faults that should be addressed in this maintenance.	<input type="checkbox"/>	<input checked="" type="checkbox"/>		
2	Review all zone set points at the server.	<input type="checkbox"/>	<input checked="" type="checkbox"/>		
3	Inspect thermostat installation; ensure mounting is correct, fastened secure and that the thermostat is not blocked by equipment generating heat or furniture blocking air circulation.	<input checked="" type="checkbox"/>	<input type="checkbox"/>		
4	Remove thermostat cover and lightly blow away any accumulated dust with canned low pressure air.	<input checked="" type="checkbox"/>	<input type="checkbox"/>		
5	Check time-of-day schedule to confirm consistency with facility operation. Adjust schedule as needed.	<input type="checkbox"/>	<input checked="" type="checkbox"/>		
6	If applicable, replace battery as needed.	<input type="checkbox"/>	<input checked="" type="checkbox"/>		
Total cost of PM: \$250 (direct labor and direct material cost) per PM occurrence. For any deficiencies found					

Note: The technician shall perform any repairs identified during PM up to \$250 (direct labor and direct material cost) per PM occurrence. For any deficiencies found exceeding \$250 open a corrective maintenance (CM) ticket and include the Asset #, WO #, photos, and a detailed description of the deficiency.

To be performed by: HVAC Technician

Additional Notes:

1 pc  
Set  
60  
ACTUAL  
65

# **PREVENTATIVE MAINTENANCE PROGRAM CHECKLIST** **THERMOSTATS**

SITE AND BLDG #: MD 006-01  
 LOCATION/RM #: WO# 8288 ASSET # 6125

MECHANIC SIGNATURE: Hay Beth DATE: 4-22-19  
 START TIME: 11:30 FINISH TIME: 11:45

CHECK POINT	CHECKPOINT DESCRIPTION	TASK COMPLETE		NOTES/ ACTIONS (IF TASK COMPLETE IS CHECKED NO, PROVIDE EXPLANATION)
		YES	NO	
<b>SPECIAL INSTRUCTIONS</b>				
1	In addition to the procedure(s) outlined in this standard, the equipment manufacturer's recommended maintenance procedure(s) and/or instruction(s) shall be strictly adhered.	✓		
2	Follow lock out/tag out procedures at all times. De-energize or discharge all hydraulic, electrical, mechanical, or thermal energy prior to beginning work.		✓	
<b>TO BE PERFORMED AT EACH INSPECTION SERVICE</b>				
1	If EMS (Energy Management System) exists, run the manufacturers diagnostic software for the wireless system. This diagnostic shall produce a report of all functional aspects of the wireless system indicating faults that should be addressed in this maintenance.		✓	
2	Review all zone set points at the server.		✓	
3	Inspect thermostat installation; ensure mounting is correct, fastened secure and that the thermostat is not blocked by equipment generating heat or furniture blocking air circulation.	✓		
4	Remove thermostat cover and lightly blow away any accumulated dust with canned low pressure air.	✓		
5	Check time-of-day schedule to confirm consistency with facility operation. Adjust schedule as needed.		✓	
6	If applicable, replace battery as needed.		✓	

Note: The technician shall perform any repairs identified during PM up to \$250 (direct labor and direct material cost) per PM occurrence. For any deficiencies found exceeding \$250 open a corrective maintenance (CM) ticket and include the Asset #, WO #, photos, and a detailed description of the deficiency.

To be performed by: HVAC Technician

Additional Notes:

1 R  
 Ser Rcrum  
 62 71



**PREVENTATIVE MAINTENANCE PROGRAM CHECKLIST  
THERMOSTATS**

SITE AND BLDG #:

MD 006 -01

MECHANIC  
SIGNATURE:*Harry Bents*

DATE:

4-22-19

LOCATION/RM #:

WO#

8288

ASSET #

6126

START TIME:

11:30

FINISH TIME:

11:45

CHECK POINT	CHECKPOINT DESCRIPTION	TASK COMPLETE		NOTES/ ACTIONS (IF TASK COMPLETE IS CHECKED NO, PROVIDE EXPLANATION)
		YES	NO	
SPECIAL INSTRUCTIONS				
1	In addition to the procedure(s) outlined in this standard, the equipment manufacturer's recommended maintenance procedure(s) and/or instruction(s) shall be strictly adhered.	✓		
2	Follow lock out/tag out procedures at all times. De-energize or discharge all hydraulic, electrical, mechanical, or thermal energy prior to beginning work.		✓	
TO BE PERFORMED AT EACH INSPECTION SERVICE				
1	If EMS (Energy Management System) exists, run the manufacturers diagnostic software for the wireless system. This diagnostic shall produce a report of all functional aspects of the wireless system indicating faults that should be addressed in this maintenance.		✓	
2	Review all zone set points at the server.		✓	
3	Inspect thermostat installation; ensure mounting is correct, fastened secure and that the thermostat is not blocked by equipment generating heat or furniture blocking air circulation.	✓		
4	Remove thermostat cover and lightly blow away any accumulated dust with canned low pressure air.	✓		
5	Check time-of-day schedule to confirm consistency with facility operation. Adjust schedule as needed.		✓	
6	If applicable, replace battery as needed.		✓	

Note: The technician shall perform any repairs identified during PM up to \$250 (direct labor and direct material cost) per PM occurrence. For any deficiencies found exceeding \$250 open a corrective maintenance (CM) ticket and include the Asset #, WO #, photos, and a detailed discription of the deficiency.

To be performed by: HVAC Technician

Additional Notes:

1 PL

Set

ACTUAL

71

79

**PREVENTATIVE MAINTENANCE PROGRAM CHECKLIST  
THERMOSTATS**

SITE AND BLDG #: MD 006-01MECHANIC  
SIGNATURE: Harry ButzDATE: 4-22-19LOCATION/RM #: WO# 6258 ASSET # 6128START TIME: 11:30 FINISH TIME: 11:45

CHECK POINT	CHECKPOINT DESCRIPTION	TASK COMPLETE		NOTES/ ACTIONS (IF TASK COMPLETE IS CHECKED NO, PROVIDE EXPLANATION)
		YES	NO	
SPECIAL INSTRUCTIONS				
1	In addition to the procedure(s) outlined in this standard, the equipment manufacturer's recommended maintenance procedure(s) and/or instruction(s) shall be strictly adhered.	✓		
2	Follow lock out/tag out procedures at all times. De-energize or discharge all hydraulic, electrical, mechanical, or thermal energy prior to beginning work.		✓	
TO BE PERFORMED AT EACH INSPECTION SERVICE				
1	If EMS (Energy Management System) exists, run the manufacturers diagnostic software for the wireless system. This diagnostic shall produce a report of all functional aspects of the wireless system indicating faults that should be addressed in this maintenance.		✓	
2	Review all zone set points at the server.		✓	
3	Inspect thermostat installation; ensure mounting is correct, fastened secure and that the thermostat is not blocked by equipment generating heat or furniture blocking air circulation.	✓		
4	Remove thermostat cover and lightly blow away any accumulated dust with canned low pressure air.	✓		
5	Check time-of-day schedule to confirm consistency with facility operation. Adjust schedule as needed.		✓	
6	If applicable, replace battery as needed.		✓	

Note: The technician shall perform any repairs identified during PM up to \$250 (direct labor and direct material cost) per PM occurrence. For any deficiencies found exceeding \$250 open a corrective maintenance (CM) ticket and include the Asset #, WO #, photos, and a detailed discription of the deficiency.

To be performed by: HVAC Technician

Additional Notes:

1 PC

Set

68

Action

77



**PREVENTATIVE MAINTENANCE PROGRAM CHECKLIST  
THERMOSTATS**

SITE AND BLDG #: MD 006 - 01MECHANIC SIGNATURE: Hang BahtDATE: 4-22-19LOCATION/RM #: WO# 8258 ASSET # 6158START TIME: 11:45 FINISH TIME: 12:00

CHECK POINT	CHECKPOINT DESCRIPTION	TASK COMPLETE		NOTES/ACTIONS (IF TASK COMPLETE IS CHECKED NO, PROVIDE EXPLANATION)
		YES	NO	
SPECIAL INSTRUCTIONS				
1	In addition to the procedure(s) outlined in this standard, the equipment manufacturer's recommended maintenance procedure(s) and/or instruction(s) shall be strictly adhered.	✓		
2	Follow lock out/tag out procedures at all times. De-energize or discharge all hydraulic, electrical, mechanical, or thermal energy prior to beginning work.		✓	
TO BE PERFORMED AT EACH INSPECTION SERVICE				
1	If EMS (Energy Management System) exists, run the manufacturers diagnostic software for the wireless system. This diagnostic shall produce a report of all functional aspects of the wireless system indicating faults that should be addressed in this maintenance.		✓	
2	Review all zone set points at the server.		✓	
3	Inspect thermostat installation; ensure mounting is correct, fastened secure and that the thermostat is not blocked by equipment generating heat or furniture blocking air circulation.	✓		
4	Remove thermostat cover and lightly blow away any accumulated dust with canned low pressure air.	✓		
5	Check time-of-day schedule to confirm consistency with facility operation. Adjust schedule as needed.		✓	
6	If applicable, replace battery as needed.		✓	

Note: The technician shall perform any repairs identified during PM up to \$250 (direct labor and direct material cost) per PM occurrence. For any deficiencies found exceeding \$250 open a corrective maintenance (CM) ticket and include the Asset #, WO #, photos, and a detailed description of the deficiency.

To be performed by: HVAC Technician

Additional Notes:

1  
Ser  
77

PC  
Acron  
81

# PREVENTATIVE MAINTENANCE PROGRAM CHECKLIST THERMOSTATS

SITE AND BLDG #: MD006-01

MECHANIC  
SIGNATURE: *Harry Berber*

DATE: 4-22-19

LOCATION/RM #: WO# 8258 ASSET # 6159

START TIME: 11:45

FINISH TIME: 12:00

CHECK POINT	CHECKPOINT DESCRIPTION	TASK COMPLETE		NOTES/ ACTIONS (IF TASK COMPLETE IS CHECKED NO, PROVIDE EXPLANATION)
		YES	NO	
SPECIAL INSTRUCTIONS				
1	In addition to the procedure(s) outlined in this standard, the equipment manufacturer's recommended maintenance procedure(s) and/or instruction(s) shall be strictly adhered.	✓		
2	Follow lock out/tag out procedures at all times. De-energize or discharge all hydraulic, electrical, mechanical, or thermal energy prior to beginning work.		✓	
TO BE PERFORMED AT EACH INSPECTION SERVICE				
1	If EMS (Energy Management System) exists, run the manufacturers diagnostic software for the wireless system. This diagnostic shall produce a report of all functional aspects of the wireless system indicating faults that should be addressed in this maintenance.		✓	
2	Review all zone set points at the server.		✓	
3	Inspect thermostat installation; ensure mounting is correct, fastened secure and that the thermostat is not blocked by equipment generating heat or furniture blocking air circulation.	✓		
4	Remove thermostat cover and lightly blow away any accumulated dust with canned low pressure air.	✓		
5	Check time-of-day schedule to confirm consistency with facility operation. Adjust schedule as needed.		✓	
6	If applicable, replace battery as needed.		✓	

Note: The technician shall perform any repairs identified during PM up to \$250 (direct labor and direct material cost) per PM occurrence. For any deficiencies found exceeding \$250 open a corrective maintenance (CM) ticket and include the Asset #, WO #, photos, and a detailed discription of the deficiency.

To be performed by: HVAC Technician

Additional Notes:

1 - PC

Set

19

Peruse

81



**PREVENTATIVE MAINTENANCE PROGRAM CHECKLIST  
THERMOSTATS**

SITE AND BLDG #:

MD 006 - C1

MECHANIC

SIGNATURE:

Mary Butts

DATE: 4-22-19

LOCATION/RM #:

WO#

E25E

ASSET #









6160

START TIME:

11:45

FINISH TIME:

12:00

CHECK POINT	CHECKPOINT DESCRIPTION	TASK COMPLETE		NOTES/ ACTIONS (IF TASK COMPLETE IS CHECKED NO, PROVIDE EXPLANATION)
		YES	NO	
SPECIAL INSTRUCTIONS				
1	In addition to the procedure(s) outlined in this standard, the equipment manufacturer's recommended maintenance procedure(s) and/or instruction(s) shall be strictly adhered.			
2	Follow lock out/tag out procedures at all times. De-energize or discharge all hydraulic, electrical, mechanical, or thermal energy prior to beginning work.			
TO BE PERFORMED AT EACH INSPECTION SERVICE				
1	If EMS (Energy Management System) exists, run the manufacturers diagnostic software for the wireless system. This diagnostic shall produce a report of all functional aspects of the wireless system indicating faults that should be addressed in this maintenance.			
2	Review all zone set points at the server.			
3	Inspect thermostat installation; ensure mounting is correct, fastened secure and that the thermostat is not blocked by equipment generating heat or furniture blocking air circulation.			
4	Remove thermostat cover and lightly blow away any accumulated dust with canned low pressure air.			
5	Check time-of-day schedule to confirm consistency with facility operation. Adjust schedule as needed.			
6	If applicable, replace battery as needed.			

Note: The technician shall perform any repairs identified during PM up to \$250 (direct labor and direct material cost) per PM occurrence. For any deficiencies found exceeding \$250 open a corrective maintenance (CM) ticket and include the Asset #, WO #, photos, and a detailed description of the deficiency.

To be performed by: HVAC Technician

Additional Notes:

1 PC

Sens

Person

Sensor

67

**PREVENTATIVE MAINTENANCE PROGRAM CHECKLIST**  
THERMOSTATS

SITE AND BLDG #: MD006-01MECHANIC  
SIGNATURE: Hay ButeDATE: 4-22-19LOCATION/RM #: WO# 8258 ASSET # 6161START TIME: 11:45FINISH TIME: 12:00

CHECK POINT	CHECKPOINT DESCRIPTION	TASK COMPLETE		NOTES/ ACTIONS (IF TASK COMPLETE IS CHECKED NO. PROVIDE EXPLANATION)
		YES	NO	
<b>SPECIAL INSTRUCTIONS</b>				
1	In addition to the procedure(s) outlined in this standard, the equipment manufacturer's recommended maintenance procedure(s) and/or instruction(s) shall be strictly adhered.	/		
2	Follow lock out/tag out procedures at all times. De-energize or discharge all hydraulic, electrical, mechanical, or thermal energy prior to beginning work.		/	
<b>TO BE PERFORMED AT EACH INSPECTION SERVICE</b>				
1	If EMS (Energy Management System) exists, run the manufacturers diagnostic software for the wireless system. This diagnostic shall produce a report of all functional aspects of the wireless system indicating faults that should be addressed in this maintenance.		/	
2	Review all zone set points at the server.		/	
3	Inspect thermostat installation; ensure mounting is correct, fastened secure and that the thermostat is not blocked by equipment generating heat or furniture blocking air circulation.	/		
4	Remove thermostat cover and lightly blow away any accumulated dust with canned low pressure air.	/		
5	Check time-of-day schedule to confirm consistency with facility operation. Adjust schedule as needed.		/	
6	If applicable, replace battery as needed.		/	

Note: The technician shall perform any repairs identified during PM up to \$250 (direct labor and direct material cost) per PM occurrence. For any deficiencies found exceeding \$250 open a corrective maintenance (CM) ticket and include the Asset #, WO #, photos, and a detailed description of the deficiency.

To be performed by: HVAC Technician

Additional Notes:

1 PC

Set

Review

72

77



# PREVENTATIVE MAINTENANCE PROGRAM CHECKLIST THERMOSTATS

SITE AND BLDG #: M0 006 -C1MECHANIC  
SIGNATURE: Greg BerfoDATE: 4-22-19LOCATION/RM #: WO# 8256 ASSET # 6162START TIME: 11:45 FINISH TIME: 12:00

CHECK POINT	CHECKPOINT DESCRIPTION	TASK COMPLETE		NOTES/ACTIONS (IF TASK COMPLETE IS CHECKED NO, PROVIDE EXPLANATION)
		YES	NO	
<b>SPECIAL INSTRUCTIONS</b>				
1	In addition to the procedure(s) outlined in this standard, the equipment manufacturer's recommended maintenance procedure(s) and/or instruction(s) shall be strictly adhered.	<input checked="" type="checkbox"/>	<input type="checkbox"/>	
2	Follow lock out/tag out procedures at all times. De-energize or discharge all hydraulic, electrical, mechanical, or thermal energy prior to beginning work.	<input type="checkbox"/>	<input checked="" type="checkbox"/>	
<b>TO BE PERFORMED AT EACH INSPECTION SERVICE</b>				
1	If EMS (Energy Management System) exists, run the manufacturers diagnostic software for the wireless system. This diagnostic shall produce a report of all functional aspects of the wireless system indicating faults that should be addressed in this maintenance.	<input type="checkbox"/>	<input checked="" type="checkbox"/>	
2	Review all zone set points at the server.	<input type="checkbox"/>	<input checked="" type="checkbox"/>	
3	Inspect thermostat installation; ensure mounting is correct, fastened secure and that the thermostat is not blocked by equipment generating heat or furniture blocking air circulation.	<input checked="" type="checkbox"/>	<input type="checkbox"/>	
4	Remove thermostat cover and lightly blow away any accumulated dust with canned low pressure air.	<input checked="" type="checkbox"/>	<input type="checkbox"/>	
5	Check time-of-day schedule to confirm consistency with facility operation. Adjust schedule as needed.	<input checked="" type="checkbox"/>	<input checked="" type="checkbox"/>	
6	If applicable, replace battery as needed.	<input type="checkbox"/>	<input checked="" type="checkbox"/>	

Note: The technician shall perform any repairs identified during PM up to \$250 (direct labor and direct material cost) per PM occurrence. For any deficiencies found exceeding \$250 open a corrective maintenance (CM) ticket and include the Asset #, WO #, photos, and a detailed discription of the deficiency.

To be performed by: HVAC Technician

Additional Notes:

1 k

305

60

ACRUC

62

# **PREVENTATIVE MAINTENANCE PROGRAM CHECKLIST** **THERMOSTATS**

SITE AND BLDG #:

MD 00C 01

MECHANIC  
SIGNATURE:

Mary Butcher

DATE: 4-22-19

LOCATION/RM #:

WO#

8258

ASSET #

6176

START TIME:

11:45

FINISH TIME:

12:00

CHECK POINT	CHECKPOINT DESCRIPTION	TASK COMPLETE		NOTES/ ACTIONS (IF TASK COMPLETE IS CHECKED NO, PROVIDE EXPLANATION)
		YES	NO	
SPECIAL INSTRUCTIONS				
1	In addition to the procedure(s) outlined in this standard, the equipment manufacturer's recommended maintenance procedure(s) and/or instruction(s) shall be strictly adhered.	/		
2	Follow lock out/tag out procedures at all times. De-energize or discharge all hydraulic, electrical, mechanical, or thermal energy prior to beginning work.		/	
TO BE PERFORMED AT EACH INSPECTION SERVICE				
1	If EMS (Energy Management System) exists, run the manufacturers diagnostic software for the wireless system. This diagnostic shall produce a report of all functional aspects of the wireless system indicating faults that should be addressed in this maintenance.		/	
2	Review all zone set points at the server.		/	
3	Inspect thermostat installation; ensure mounting is correct, fastened secure and that the thermostat is not blocked by equipment generating heat or furniture blocking air circulation.	/		
4	Remove thermostat cover and lightly blow away any accumulated dust with canned low pressure air.	/		
5	Check time-of-day schedule to confirm consistency with facility operation. Adjust schedule as needed.		/	
6	If applicable, replace battery as needed.		/	

Note: The technician shall perform any repairs identified during PM up to \$250 (direct labor and direct material cost) per PM occurrence. For any deficiencies found exceeding \$250 open a corrective maintenance (CM) ticket and include the Asset #, WO #, photos, and a detailed discription of the deficiency.

To be performed by: HVAC Technician

Additional Notes:

1

PC

Set

Action

76

80



# **PREVENTATIVE MAINTENANCE PROGRAM CHECKLIST** **THERMOSTATS**

SITE AND BLDG #: MD 006 101

MECHANIC  
SIGNATURE: Gary Butts

DATE: 4-22-19

LOCATION/RM #: WO# 8288 ASSET # 6127

START TIME: 11:45

FINISH TIME: 12:00

CHECK POINT	CHECKPOINT DESCRIPTION	TASK COMPLETE		NOTES/ ACTIONS (IF TASK COMPLETE IS CHECKED NO, PROVIDE EXPLANATION)
		YES	NO	
SPECIAL INSTRUCTIONS				
1	In addition to the procedure(s) outlined in this standard, the equipment manufacturer's recommended maintenance procedure(s) and/or instruction(s) shall be strictly adhered.	✓		
2	Follow lock out/tag out procedures at all times. De-energize or discharge all hydraulic, electrical, mechanical, or thermal energy prior to beginning work.		✓	
TO BE PERFORMED AT EACH INSPECTION SERVICE				
1	If EMS (Energy Management System) exists, run the manufacturers diagnostic software for the wireless system. This diagnostic shall produce a report of all functional aspects of the wireless system indicating faults that should be addressed in this maintenance.		✓	
2	Review all zone set points at the server.		✓	
3	Inspect thermostat installation; ensure mounting is correct, fastened secure and that the thermostat is not blocked by equipment generating heat or furniture blocking air circulation.	✓		
4	Remove thermostat cover and lightly blow away any accumulated dust with canned low pressure air.	✓		
5	Check time-of-day schedule to confirm consistency with facility operation. Adjust schedule as needed.		✓	
6	If applicable, replace battery as needed.		✓	

Note: The technician shall perform any repairs identified during PM up to \$250 (direct labor and direct material cost) per PM occurrence. For any deficiencies found exceeding \$250 open a corrective maintenance (CM) ticket and include the Asset #, WO #, photos, and a detailed discription of the deficiency.

To be performed by: HVAC Technician

Additional Notes:

1 PC  
1er action  
60 64

**PREVENTATIVE MAINTENANCE PROGRAM CHECKLIST**  
THERMOSTATS

SITE AND BLDG #: MD 806-01

MECHANIC  
SIGNATURE: *Mary B. B...*

DATE: 4-22-19

LOCATION/RM #: WO# 8288 ASSET # 6182

START TIME: 12:00

FINISH TIME: 12:15

CHECK POINT	CHECKPOINT DESCRIPTION	TASK COMPLETE		NOTES/ACTIONS (IF TASK COMPLETE IS CHECKED NO. PROVIDE EXPLANATION)
		YES	NO	
SPECIAL INSTRUCTIONS				
1	In addition to the procedure(s) outlined in this standard, the equipment manufacturer's recommended maintenance procedure(s) and/or instruction(s) shall be strictly adhered.	✓		
2	Follow lock out/tag out procedures at all times. De-energize or discharge all hydraulic, electrical, mechanical, or thermal energy prior to beginning work.		✓	
TO BE PERFORMED AT EACH INSPECTION/SERVICE				
1	If EMS (Energy Management System) exists, run the manufacturers diagnostic software for the wireless system. This diagnostic shall produce a report of all functional aspects of the wireless system indicating faults that should be addressed in this maintenance.		✓	
2	Review all zone set points at the server.		✓	
3	Inspect thermostat installation; ensure mounting is correct, fastened secure and that the thermostat is not blocked by equipment generating heat or furniture blocking air circulation.	✓		
4	Remove thermostat cover and lightly blow away any accumulated dust with canned low pressure air.	✓		
5	Check time-of-day schedule to confirm consistency with facility operation. Adjust schedule as needed.		✓	
6	If applicable, replace battery as needed.		✓	

Note: The technician shall perform any repairs identified during PM up to \$250 (direct labor and direct material cost) per PM occurrence. For any deficiencies found exceeding \$250 open a corrective maintenance (CM) ticket and include the Asset #, WO #, photos, and a detailed discription of the deficiency.

To be performed by: HVAC Technician

Additional Notes:

1 PC

SET

70

ACORN

70



**PREVENTATIVE MAINTENANCE PROGRAM CHECKLIST**  
THERMOSTATS

SITE AND BLDG #: MD 006-01  
LOCATION/RM #: WO# 8252 ASSET # 6241

MECHANIC SIGNATURE: *Harry Barker* DATE: 4-22-19  
START TIME: 12:00 FINISH TIME: 12:15

CHECK POINT	CHECKPOINT DESCRIPTION	TASK COMPLETE		NOTES/ ACTIONS (IF TASK COMPLETE IS CHECKED NO, PROVIDE EXPLANATION)
		YES	NO	
SPECIAL INSTRUCTIONS				
1	In addition to the procedure(s) outlined in this standard, the equipment manufacturer's recommended maintenance procedure(s) and/or instruction(s) shall be strictly adhered.	/		
2	Follow lock out/tag out procedures at all times. De-energize or discharge all hydraulic, electrical, mechanical, or thermal energy prior to beginning work.		/	
TO BE PERFORMED AT EACH INSPECTION SERVICE				
1	If EMS (Energy Management System) exists, run the manufacturers diagnostic software for the wireless system. This diagnostic shall produce a report of all functional aspects of the wireless system indicating faults that should be addressed in this maintenance.		/	
2	Review all zone set points at the server.		/	
3	Inspect thermostat installation; ensure mounting is correct, fastened secure and that the thermostat is not blocked by equipment generating heat or furniture blocking air circulation.	/		
4	Remove thermostat cover and lightly blow away any accumulated dust with canned low pressure air.	/		
5	Check time-of-day schedule to confirm consistency with facility operation. Adjust schedule as needed.		/	
6	If applicable, replace battery as needed.		/	

Note: The technician shall perform any repairs identified during PM up to \$250 (direct labor and direct material cost) per PM occurrence. For any deficiencies found exceeding \$250 open a corrective maintenance (CM) ticket and include the Asset #, WO #, photos, and a detailed description of the deficiency.

To be performed by: HVAC Technician

Additional Notes:

2 PC  
Ser Account  
81 84  
70 70

# **PREVENTATIVE MAINTENANCE PROGRAM CHECKLIST** **THERMOSTATS**

SITE AND BLDG #: MD 006-01MECHANIC  
SIGNATURE: *Gary Berto*DATE: 4-22-19LOCATION/RM #: \_\_\_\_\_ WO# 8258 ASSET # 6312START TIME: 12:00FINISH TIME: 12:15

CHECK POINT	CHECKPOINT DESCRIPTION	TASK COMPLETE		NOTES/ ACTIONS (IF TASK COMPLETE IS CHECKED NO. PROVIDE EXPLANATION)
		YES	NO	
SPECIAL INSTRUCTIONS				
1	In addition to the procedure(s) outlined in this standard, the equipment manufacturer's recommended maintenance procedure(s) and/or instruction(s) shall be strictly adhered.	<input checked="" type="checkbox"/>		
2	Follow lock out/tag out procedures at all times. De-energize or discharge all hydraulic, electrical, mechanical, or thermal energy prior to beginning work.		<input checked="" type="checkbox"/>	
TO BE PERFORMED AT EACH INSPECTION SERVICE				
1	If EMS (Energy Management System) exists, run the manufacturers diagnostic software for the wireless system. This diagnostic shall produce a report of all functional aspects of the wireless system indicating faults that should be addressed in this maintenance.		<input checked="" type="checkbox"/>	
2	Review all zone set points at the server.		<input checked="" type="checkbox"/>	
3	Inspect thermostat installation; ensure mounting is correct, fastened secure and that the thermostat is not blocked by equipment generating heat or furniture blocking air circulation.	<input checked="" type="checkbox"/>		
4	Remove thermostat cover and lightly blow away any accumulated dust with canned low pressure air.	<input checked="" type="checkbox"/>		
5	Check time-of-day schedule to confirm consistency with facility operation. Adjust schedule as needed.		<input checked="" type="checkbox"/>	
6	If applicable, replace battery as needed.		<input checked="" type="checkbox"/>	

Note: The technician shall perform any repairs identified during PM up to \$250 (direct labor and direct material cost) per PM occurrence. For any deficiencies found exceeding \$250 open a corrective maintenance (CM) ticket and include the Asset #, WO #, photos, and a detailed description of the deficiency.

To be performed by: HVAC Technician

Additional Notes:

3 - R

Ser

ACTION

81

85

70

70

71

71