



## Service Items

Name	Description	Tier 1 Price	Unit Type	QTY	Taxable
Labor	See attached pages for details of work performed.	\$0.00	Hour	1	N

**TOTAL\*:** \$0.00

\* Not including taxes



## Service Forms

### Daily Form

Fill out every day. even on PMs, and projects

**TECH NAME** Tom Timlin

**DATE** 10/3/23

**POINT OF CONTACT:** Reginald

**DESCRIPTION OF WORK PERFORMED** Found the Emergency stops not working. They go through the control system and the controls need to be upgraded to be able to control the boilers properly. I recommend adding some relays and having the Emergency stop cut the power to the 3 boilers working.

**TOOLS USED** none

**MATERIALS USED OR** none

**PICTURE OF TAG\***

**HOURS** REGULAR:

OVERTIME:



## Attachments



## Service Items

Name	Description	Tier 1 Price	Unit Type	QTY	Taxable
Labor	See attached pages for details of work performed.	\$0.00	Hour	1	N

**TOTAL\*:** \$0.00

\* Not including taxes



## Service Forms

### Daily Form

Fill out every day, even on PMs, and projects

**TECH NAME** Tom Timlin

**DATE** 12/13/23

**POINT OF CONTACT:** Reginald

**DESCRIPTION OF WORK PERFORMED** Removed the old low voltage wiring for the emergency stop going to the control system since it was not working. Installed a junction box on the wall with 3 relays. Ran all the power from the 3 running boilers to the junction box and tied them into the relays. Ran a new wire to the e stop button. Wired everything up with B-1 feeding the control wiring for the relays. Tested the e stop and all 3 boilers lost power when the button is hit. Emergency stop is working good at this time.

**TOOLS USED** hand tools

**MATERIALS USED OR PICTURE OF TAG\*** 100': BX 12/2 wire  
3: rib relay (RIBU1C)  
1: 10x10 water tight junction box

**HOURS** REGULAR:

OVERTIME:




## Attachments

### Title

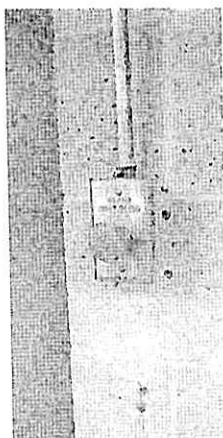
1000008858 12/28/2023  
11:03 AM

### File Name

27f4ea97-bb20-477b-b219-b86dae6837cb.jpg



1000008857 12/28/2023  
11:03 AM 484d435d-7feb-473f-bca7-95c6df32f15c.jpg





## Service Items

Name	Description	Tier 1 Price	Unit Type	QTY	Taxable
Labor	See attached pages for details of work performed.	\$0.00	Hour	1	N

**TOTAL\*:** \$0.00

\* Not including taxes



## Service Forms

**Daily Form** Fill out every day. even on PMs, and projects

**TECH NAME** Jacob Powell

**DATE** 12-13-2023

**POINT OF CONTACT:** Reginald

**DESCRIPTION OF WORK PERFORMED** installed new boiler emergency stop switch for boilers and ran new wiring to boilers for line voltage.

**TOOLS USED** hand tools

**MATERIALS USED OR PICTURE OF TAG\*** 1- junction box ordered from shop  
4- rib relays ordered from shop  
100 ft of mx 3 wire cable from shop

**HOURS** REGULAR:  
OVERTIME:



## Attachments



CERTIFICATION OF WORK

(To be completed by the Contractor and saved in the Contractor's CMMS)

FACID/Building: PA027 Date of Visit: 10/3/23

Contractor Personnel on Site:

1. Tom Timlin 2. \_\_\_\_\_

**Work Performed:**

**Preventive Maintenance** - Services Completed (Annual, Quarterly, Monthly, equipment identification, etc.)

1. \_\_\_\_\_

**Service Calls** – Service Call Number and Description


1. CSS# 95207. Boiler E-stop issues  
2. CSS# \_\_\_\_\_  
3. CSS# \_\_\_\_\_

---

CERTIFICATION OF WORK

To be signed by the Contractor:

Print Name: Tom Timlin Date: 10/3/23

Signed: 

To be signed by Facility Manager:

By signing the Certification of Work, I certify that the above-named individuals representing the Contractor arrived on site and to the best of my knowledge, completed the stated work listed. This is **NOT** a Certification that the Work was performed correctly – The COW simply verifies that that someone representing the Contractor was onsite and accomplished something

Print Name/Rank: Gary Shadowens Date: 10/3/23

Signed: 

E-Mail: gary.l.shadowens.civ@army.mil

CERTIFICATION OF WORK

(To be completed by the Contractor and saved in the Contractor's CMMS)

FACID/Building: PA027 Date of Visit: 12/13/23

Contractor Personnel on Site:

1. Tom Timlin
2. Jacob Powell

**Work Performed:**

**Preventive Maintenance** - Services Completed (Annual, Quarterly, Monthly, equipment identification, etc.)

1. Fall PM on the boilers

**Service Calls** – Service Call Number and Description


1. CSS# 95207. Install new emergency stops
2. CSS# \_\_\_\_\_
3. CSS# \_\_\_\_\_

---

CERTIFICATION OF WORK

To be signed by the Contractor:

Print Name: Tom Timlin Date: 12/13/23

Signed: 

To be signed by Facility Manager:

By signing the Certification of Work, I certify that the above-named individuals representing the Contractor arrived on site and to the best of my knowledge, completed the stated work listed.

This is **NOT** a Certification that the Work was performed correctly – The COW simply verifies that that someone representing the Contractor was onsite and accomplished something

Print Name/Rank: Gary Shadowens Date: 12/13/23

Signed: 

E-Mail: gary.l.shadowens.civ@army.mil