

## Additional Funding Request

### Invoice

<b>VA049</b>	<b>CSS# 25096 WO# 12184 Asset# NA</b>
Description of Repairs	<p>Tech: CHARLES GRESHAM, Date: 5/14/20 1:08 PM - I arrived on site and met with Mark Anderson. He showed me the two security lights near the vault that we're out and a 2x4 LED emergency flat panel in the loading dock hallway that he said flickers when the light switch is turned off. I opened up the security lights at the vault and found that they had bad bulbs. I then turned off the lights to the hall and could not cause the 2x4 to recreate the problem. The push to test button stayed green and the light never flickered. I turned the lights on and off several times and it worked fine.</p> <p>I open the light and checked for loose connections and found one of the neutrals joints a little loose. This may have been the cause of the problem. The joint was not extremely loose and could have settled into place causing the light to work. I tightened all joints and insured proper operation of the light.</p> <p>I went and sourced new bulbs for the security vault lights and returned to site and installed them. All three lights are working as designed.</p>
Diagnosis: Initial Work Order	The security lights on the outside of the vaults are inop. I also have an LED light that was replaced last year that isn't working, it is by the loading dock door the second light from the dock.
Diagnostic Fee	\$0
Additional Labor Cost to Perform Repairs	<p>\$390</p> <p>Moore's Labor See attached invoice</p>
Additional Material Cost to Perform Repairs	<p>\$325.99</p> <p>See invoice attached.</p>
Total Cost of Repair	\$ 715.99

**BILL TO:**  
**TIDEW003**  
**TIDEWATER, INC**  
**6625 SELNICK DRIVE SUITE A**  
**ELKRIDGE, MD 21075**

**SHIP TO:**  
**8235892**  
**USARC VA049 CHESTERFIELD**  
**6700 STRATHMORE ROAD**  
**NORTH CHESTERFIELD, VA 23237**

<u>INVOICE DATE</u>	<u>CUSTOMER PO</u>	<u>PAYMENT TERMS</u>	<u>REFERENCE #</u>	<u>WORKORDER #</u>	<u>CONTRACT ID</u>
---------------------	--------------------	----------------------	--------------------	--------------------	--------------------

06/02/2020 CSS 25096 WO Due in 30 Days COM0130991

Pages 1 of 1						
<u>ITEM ID</u>	<u>DESCRIPTION</u>	<u>QTY</u>	<u>SERV DATE</u>	<u>UNIT PRICE</u>	<u>EXT PRICE</u>	<u>TAX</u>
CLABOR-ELEC-REG	REGULAR ELECTRICAL LABOR	3.25	5/14/2020	120.00	390.00	0.00
CMISCX-NON-STOCK ITEM	461961 14A19/LED/827FR/P/ND	2.00		8.37	16.74	0.00
CMISCX-NON-STOCK ITEM	4 PXP CPLG W/STOP	1.00		136.99	136.99	0.00
CMISCX-NON-STOCK ITEM	4 PXP 90 ELL	1.00		172.26	172.26	0.00

CSS 25096 WO 12184 VA049

Tech: CHARLES GRESHAM, Date: 5/14/20 1:08 PM - I arrived on site and met with Mark Anderson. He showed me the two security lights near the vault that we're out and a 2x4 LED emergency flat panel in the loading dock hallway that he said flickers when the light switch is turned off.

I opened up the security lights at the vault and found that they had bad bulbs. I then turned off the lights to the hall and could not cause the 2x4 to recreate the problem. The push to test button stayed green and the light never flickered. I turned the lights on and off several times and it worked fine.

I open the light and checked for loose connections and found one of the neutrals joints a little loose. This may have been the cause of the problem. The joint was not extremely loose and could have settled into place causing the light to work. I tightened all joints and insured proper operation of the light.

I went and sourced new bulbs for the security vault lights and returned to site and installed them. All three lights are working as designed.

Pictures attached. Work complete. C o w sheet attached

For questions regarding commercial invoices please contact our Accounts Receivables Department at 434-309-2581. Past 30 Days invoices are subject to 1.5% monthly interest charge. Additional charges for payments made by credit card may apply. We accept VISA, Master Card, Discover and American Express. Late payments sent to collections or legal process will also result in additional charges.		Sales Total	715.99
		Disc.	0.00
		Tax Total	0.00
		<b>Net Amount Due</b>	<b>\$715.99</b>



Proudly serving the entire states of Virginia & North Carolina.

Altavista, VA • Charlottesville, VA • Chesapeake, VA • Manassas, VA  
Lynchburg, VA • Richmond, VA • Raleigh, NC • Charlotte, NC

P.O. Box 119 • Altavista, VA • 800.789.7199 • service@mooreselectric.com

Billing Address	Site Address
<b>Customer:</b> TIDEWATER, INC <b>Address:</b> 6625 SELNICK DRIVE ELKRIDGE MD 21075 <b>Phone:</b> 614-623-9569	<b>Customer:</b> USARC VA049 CHESTERFIELD <b>Address:</b> 6700 STRATHMORE ROAD NORTH CHESTERFIELD VA 23237 <b>Phone:</b> 6146239569
<b>Service Call #:</b> COM0130991	<b>Call Type:</b> COM-ELEC


Service Requested
CSS 25096 WO 12184 VA049 - The security lights on the outside of the vaults are inop. I also have an LED light that was replaced last year that isn't working, it is by the loading dock door the second light from the dock.  80TH TRAINING COMMAND  POC// MARK ANDERSON 804-271-5874

Problems					
Description	Tech	Equip. Desc and Model	Manufacturer	Equip. Serial	Asset ID
Light or Ballast Issue	CHAGRESHAM				

Tech Notes
Tech: CHARLES GRESHAM, Date: 5/14/20 1:08 PM - I arrived on site and met with Mark Anderson. He showed me the two security lights near the vault that we're out and a 2x4 LED emergency flat panel in the loading dock hallway that he said flickers when the light switch is turned off.  I opened up the security lights at the vault and found that they had bad bulbs. I then turned off the lights to the hall and could not cause the 2x4 to recreate the problem. The push to test button stayed green and the light never flickered. I turned the lights on and off several times and it worked fine.  I open the light and checked for loose connections and found one of the neutrals joints a little loose. This may have been the cause of the problem. The joint was not extremely loose and could have settled into place causing the light to work. I tightened all joints and insured proper operation of the light.  I went and sourced new bulbs for the security vault lights and returned to site and installed them. All three lights are working as designed.  Pictures attached. Work complete. C o w sheet attached

Labor			
Date	Technician	Description	Hours
5/14/2020	CHARLES GRESHAM	COMMERCIAL TRAVEL TIME	1.25
5/14/2020	CHARLES GRESHAM	REGULAR ELECTRICAL LABOR	2.00

Materials			
Date	Part Number	Description	Quantity
5/14/2020	CMISX-NON-STOCK ITEM	Items for PO 225796	1.000

<b>Signed By</b> Mark Anderson	<b>Signature</b> 	<b>Date</b> 5/14/2020
--------------------------------	---	-----------------------



**CERTIFICATION OF WORK  
SERVICE CALL**

(To be completed by the Contractor and saved in the Contractor's CMMS)

FACID/Building: VA049 Date of Visit: 5/14/20

Contractor Personnel on Site:

- |                           |          |
|---------------------------|----------|
| 1. <u>Charles Gresham</u> | 4. _____ |
| 2. _____                  | 5. _____ |
| 3. _____                  | 6. _____ |

**Service Call Number**

CSS# 25096 WO# 12184

**Description of Repairs**


Replace/Repair Lights outside of Vaults.

Troubleshoot Light in Hallway working incorrectly.

**CERTIFICATION OF WORK**

To be signed by the Contractor:

Print Name: Charles Gresham Date: 14 May 20

Signed: 

To be signed by Facility Manager:


By signing the Certification of Work, the said government representative signature does not constitute acceptance of any work performed by the contractor, it only acknowledges that the contractor was on-site during the identified timeline:

Print Name/Rank: Mark Anderson, GS-11 Date: 14 May 20

Signed: 20170  
ANDERSON.MARK.STEPHEN.10328 Digitally signed by  
ANDERSON.MARK.STEPHEN.1032820170  
Date: 2020.05.14 12:37:40 -04'00'

E-Mail: mark.s.anderson7.mil@mail.mil









REST  
FIC  
TH  
FI  
RO  
T  
A  
REPR  
A  
UN





THIS FACILITY IS PROTECTED  
BY AN  
**ALARM SYSTEM**  
UNAUTHORIZED ENTRY IS PROHIBITED  
VIOLATORS WILL BE PROSECUTED  
UNDER THE PROVISIONS OF THE UCMJ  
OR OTHER APPLICABLE LAWS.

**RESTRICTED AREA  
WARNING**

THIS FACILITY HAS BEEN DECLARED A RESTRICTED AREA BY  
AUTHORITY OF THE COMMANDER IN ACCORDANCE WITH THE PRO-  
VISIONS OF THE DIRECTIVE ISSUED BY THE SECRETARY OF DEFENSE  
ON 28 AUGUST 1984, PURSUANT TO THE PROVISIONS OF SECTION  
21, INTERNAL SECURITY ACT OF 1950. UNAUTHORIZED ENTRY IS  
PROHIBITED. ALL PERSONS AND VEHICLES ENTERING HEREON ARE  
SUBJECT TO SEARCH, PHOTOGRAPHING, MAKING NOTES, DRAWINGS,  
MAPS OR GRAPHIC REPRESENTATIONS OF THIS AREA OR ITS  
ACTIVITIES, IS PROHIBITED UNLESS SPECIFICALLY AUTHORIZED  
BY THE COMMANDING OFFICER. ANY SUCH MATERIAL FOUND IN  
THE POSSESSION OF UNAUTHORIZED PERSONS WILL BE CON-  
FISCATED.

FOR ASSISTANCE - SERVICE  
CONTACT FORT MONROE  
SECURITY CENTER  
TOLL FREE  
1-800-368-7222







## RESTRICTED AREA WARNING

THIS FACILITY HAS BEEN DECLARED A RESTRICTED AREA BY AUTHORITY OF THE COMMANDER IN ACCORDANCE WITH THE PROVISIONS OF THE DIRECTIVE ISSUED BY THE SECRETARY OF DEFENSE ON 20 AUGUST 1954, PURSUANT TO THE PROVISIONS OF SECTION 21, INTERNAL SECURITY ACT OF 1950. UNAUTHORIZED ENTRY IS PROHIBITED. ALL PERSONS AND VEHICLES ENTERING HEREON ARE LIABLE TO SEARCH. PHOTOGRAPHING, MAKING NOTES, DRAWINGS, MAPS OR GRAPHIC REPRESENTATIONS OF THIS AREA OR ITS ACTIVITIES, IS PROHIBITED UNLESS SPECIFICALLY AUTHORIZED BY THE COMMANDING OFFICER. ANY SUCH MATERIAL FOUND IN THE POSSESSION OF UNAUTHORIZED PERSONS WILL BE CONFISCATED.

TECTED

TEM

PROHIBITED  
CUTED  
THE UCMJ  
S.

