

## Additional Funding Request

NY039	CSS# 33973 WO# TBD							
Description of Repairs	Tidewater proposes to replace the relay block and relay that is burned out, as well as replace all burned and frayed wiring and the nonfunctioning thermostats.							
Diagnosis: Initial Work Order	Main heating relay had burned up along with some of its wiring. There is heat on the second floor and out in the drill hall but the first floor heat is out, it looks like that thermostat quit when the relay did.							
Diagnostic Fee	\$ 240  Labor \$80/hr x 3							
Additional Labor Cost to Perform Repairs	\$ 640  Labor \$80/hr x 8							
Additional Material Cost to Perform Repairs	\$ 525.88 <table border="1"><tr><td>Materials (see attached detail)</td><td>1</td><td>525.88</td><td>525.88</td></tr></table>				Materials (see attached detail)	1	525.88	525.88
Materials (see attached detail)	1	525.88	525.88					
Total Cost of Repair	\$ 1,405.88							



# WORK ESTIMATE

CSS #: 33973

Work Order #: TBD

Emergency ☒

Urgent ☐

Routine ☐

Company Name:	Tidewater, Inc.	Facility ID:	NY039
Contractor POC:	Adam Colopy		
Telephone No:	740-819-6207	Building/Location; (e.g., Classroom/Room #)	
E-Mail Address:	<a href="mailto:adam.colopy@tideh2o.net">adam.colopy@tideh2o.net</a>		
Assigned Technician(s):	Patrick Brown		





## DESCRIPTION of WORK and EXPLANATION for REPAIRS or REPLACEMENT

Labor and materials to replace the relay block and relay that is burned out, as well as replace all burned and frayed wiring and the nonfunctioning thermostats.

LABOR/MATERIAL		MATERIAL/ SUB UNIT DOLLAR AMOUNT	LBR/HR \$80	LINE ITEM TOTAL DOLLAR AMOUNT
ITEM	QUANTITY			
Diagnostic			3	\$240.00
Materials (see attached detail)	1	\$525.88		\$525.88
Labor			8	\$640.00
SUB-TOTAL COSTS:		Materials Total	\$525.88	Labor \$880.00
TOTAL			\$1,405.88	



# Cart

Item	Quantity	Total Price	Item Availability
 <b>WIHA TOOLS</b> General Purpose Screwdriver Set, Torx, Ergonomic, Number of Pieces 7 Item #5HYK7 Your Price: <b>\$62.83</b>	1	<b>\$62.83</b>	Expected to arrive <b>Wed. Dec 22</b> using standard ground shipping (additional shipping options available at Checkout.)
 <b>DAYTON</b> Relay Socket, Elevator, Finger Safe, Square, Number of Pins - Relay 14, 4PDT Item #1FC15 Your Price: <b>\$18.70</b>	2	<b>\$37.40</b>	Expected to arrive <b>Wed. Dec 22</b> using standard ground shipping (additional shipping options available at Checkout.)
 <b>OMRON</b> General Purpose Relay, 120V AC Coil Volts, 10A @ 120V AC Contact Rating - Relay Item #2XC07 Your Price: <b>\$18.29</b>	2	<b>\$36.58</b>	Expected to arrive <b>Wed. Dec 22</b> using standard ground shipping (additional shipping options available at Checkout.)
 <b>SOUTHWIRE</b> Building Wire, THHN, 12 AWG, Yellow, 500 ft Item #4W013 Your Price: <b>\$117.68</b>	1	<b>\$117.68</b>	Expected to arrive <b>Wed. Dec 22</b> using standard ground shipping (additional shipping options available at Checkout.)

[Chat with an Agent](#)



**VELVAC** Crimp Connector Kit,  
Terminal Type: Vinyl Insulated,  
Number of Pieces: 170, Number of  
Sizes: 6  
Item #3MJY9  
Your Price: **\$46.55**

1

**\$46.55**

Expected to arrive **Wed. Dec 22** using standard ground shipping (additional shipping options available at Checkout.)



**HONEYWELL HOME** Line Voltage  
Thermostat  
Item #196Z37  
Your Price: **\$54.90**

2

**\$109.80**



Temporarily unavailable. Will ship as it becomes available.

\*For immediate assistance, call us toll-free 1-800-GRAINGER (1-800-472-4643)



Chat with an Agent







Instructions for the user to follow when using the thermostat. The instructions are written in a small font and are organized into several sections. The first section is titled "Before you start" and includes instructions on how to set the thermostat. The second section is titled "Using the thermostat" and includes instructions on how to use the thermostat. The third section is titled "Troubleshooting" and includes instructions on how to troubleshoot the thermostat. The fourth section is titled "Safety" and includes instructions on how to use the thermostat safely. The fifth section is titled "Maintenance" and includes instructions on how to maintain the thermostat. The sixth section is titled "Warranty" and includes instructions on how to use the thermostat under warranty. The seventh section is titled "Contact us" and includes instructions on how to contact us for more information. The eighth section is titled "Thank you" and includes instructions on how to use the thermostat. The ninth section is titled "Important information" and includes instructions on how to use the thermostat. The tenth section is titled "Read the manual" and includes instructions on how to use the thermostat. The eleventh section is titled "Keep the manual" and includes instructions on how to use the thermostat. The twelfth section is titled "Do not throw away" and includes instructions on how to use the thermostat. The thirteenth section is titled "Recycle" and includes instructions on how to use the thermostat. The fourteenth section is titled "Environment" and includes instructions on how to use the thermostat. The fifteenth section is titled "Energy" and includes instructions on how to use the thermostat. The sixteenth section is titled "Climate" and includes instructions on how to use the thermostat. The seventeenth section is titled "Air" and includes instructions on how to use the thermostat. The eighteenth section is titled "Filter" and includes instructions on how to use the thermostat. The nineteenth section is titled "Clean" and includes instructions on how to use the thermostat. The twentieth section is titled "Check" and includes instructions on how to use the thermostat. The twenty-first section is titled "Test" and includes instructions on how to use the thermostat. The twenty-second section is titled "Adjust" and includes instructions on how to use the thermostat. The twenty-third section is titled "Reset" and includes instructions on how to use the thermostat. The twenty-fourth section is titled "Restart" and includes instructions on how to use the thermostat. The twenty-fifth section is titled "Reinstall" and includes instructions on how to use the thermostat. The twenty-sixth section is titled "Replace" and includes instructions on how to use the thermostat. The twenty-seventh section is titled "Remove" and includes instructions on how to use the thermostat. The twenty-eighth section is titled "Return" and includes instructions on how to use the thermostat. The twenty-ninth section is titled "Refund" and includes instructions on how to use the thermostat. The thirtieth section is titled "Rebate" and includes instructions on how to use the thermostat. The thirty-first section is titled "Receipt" and includes instructions on how to use the thermostat. The thirty-second section is titled "Record" and includes instructions on how to use the thermostat. The thirty-third section is titled "Review" and includes instructions on how to use the thermostat. The thirty-fourth section is titled "Report" and includes instructions on how to use the thermostat. The thirty-fifth section is titled "Request" and includes instructions on how to use the thermostat. The thirty-sixth section is titled "Reserve" and includes instructions on how to use the thermostat. The thirty-seventh section is titled "Reschedule" and includes instructions on how to use the thermostat. The thirty-eighth section is titled "Resend" and includes instructions on how to use the thermostat. The thirty-ninth section is titled "Resend" and includes instructions on how to use the thermostat. The fortieth section is titled "Resend" and includes instructions on how to use the thermostat. The forty-first section is titled "Resend" and includes instructions on how to use the thermostat. The forty-second section is titled "Resend" and includes instructions on how to use the thermostat. The forty-third section is titled "Resend" and includes instructions on how to use the thermostat. The forty-fourth section is titled "Resend" and includes instructions on how to use the thermostat. The forty-fifth section is titled "Resend" and includes instructions on how to use the thermostat. The forty-sixth section is titled "Resend" and includes instructions on how to use the thermostat. The forty-seventh section is titled "Resend" and includes instructions on how to use the thermostat. The forty-eighth section is titled "Resend" and includes instructions on how to use the thermostat. The forty-ninth section is titled "Resend" and includes instructions on how to use the thermostat. The fiftieth section is titled "Resend" and includes instructions on how to use the thermostat.



**Philips**

70.0°F

Auto On

Temp

Hold Temp

System

Cool Off Heat