




Additional Funding Request

| | |
|---|---|
| NY127 | CSS# 34821 WO# 16649 Asset# NA |
| Description of Repairs | Labor and materials to replace flame senso, ignitor, and gasket. We need to remove the burner motor in order to replace the gasket for the flame sensor then install the new gasket reinstall the burner motor , then I will install the new flame sensor and the new ignitor |
| Diagnosis: Initial Work Order | HOT WATER HEATER NOT WORKING. AFOS visiting today for additional information. |
| Diagnostic Fee | \$240 3hrs x \$80/hr |
| Additional Labor Cost to Perform Repairs | \$640 TW Labor 8 hours @ \$ 80/hr |
| Additional Material Cost to Perform Repairs | \$388.95 See attached detail |
| Total Cost of Repair | \$1,268.95 |


Shop For More Items

YOUR CART

| ITEM DESCRIPTION | | EACH | QTY | TOTAL | |
|---|---|----------|--------------------------------|----------|---|
|  | A.O. Smith 9006106205-3 SENSOR FLAME | \$106.09 | <input type="text" value="1"/> | \$106.09 |  |
| | A.O. Smith 9006100205 GASKET,BURNER,3.75 in. ,SILICONE-SMOOTH | \$30.90 | <input type="text" value="1"/> | \$30.90 |  |
|  | A.O. Smith 9006101205 IGNITER-HCG COMM | \$147.29 | <input type="text" value="1"/> | \$147.29 |  |

Click  to remove an item from your cart [Empty My Entire Cart](#)

Have a great day! [Apply](#)

 [Recalculate](#)

CALCULATE SHIPPING *(optional)*

Shipping Rates:
[\(change my address\)](#)

UPS

▼

UPS Ground \$19.59

▼

United States, NY, 13027

Tax: \$0.00

Total: \$303.87

197460-0000
Model 271Y (1.75")
1340





| | | | | | | | |
|--|-----------|--------------------------------|-----------------|---|----|---|------------|
| GAS-FIRED | | CLASSIFIED | | AUTOMATIC CIRCULATING TANK OR AUTOMATIC STORAGE WATER HEATER | | | |
| | | | | 21DF | | LLC | |
| LISTED | | WATER QUALITY | | | | | |
| | | ANSI/NSF 5 | | | | | |
| | | ANSI Z21.10.3 - CSA 4.3 - 2011 | | | | | |
| MODEL NUMBER | | GAS TYPE | | ITEM ID | | | |
| BTH 300A 100 | | NATURAL | | 9281046000 | | | |
| INPUT BTU/HR | | RECOVERY GAL/HR | | SERIAL NUMBER | | CITY OF NEW YORK DEPT OF BUILDINGS MEA | |
| 300000 | | 349.09 | | 1342M000243 | | 116 - 96 - E VOL III | |
| GAS PRESSURES IN. W.C. | | MAX WORKING | | ELECTRICAL RATINGS | | BUILD DATE | |
| MANIFOLD | MAX INLET | MIN INLET | PRESSURE P.S.I. | VOLTS | HZ | AMPS | |
| 4.00 | 10.00 | 5.20 | 160 | 120 | 60 | 5 | 10/15/2013 |
| CAPACITY | | STANDBY LOSS | | THERM. EFF. | | | |
| RATED | MEASURED | % | Btu/hr | | | | |
| 130.0 | 126 | 150.00 | 1084 | 96 | | | |
| MADE IN USA A.O. SMITH WATER PRODUCTS CO. MCBEE, SC. USA | | | | | | | |
| | | | | | | | |
| Model Number: BTH 300A 100 | | | | Serial Number: 1342M000243 | | | |

FOR YOUR SAFETY READ BEFORE LIGHTING



WARNING: If you do not follow these instructions exactly, a fire or explosion may result causing property damage, personal injury or loss of life.



BEFORE OPERATING: ENTIRE SYSTEM MUST BE FILLED WITH WATER AND AIR PURGED FROM ALL LINES.

A. This appliance does not have a pilot. It is equipped with an ignition device which automatically lights the burner. Do not try to light the burner by hand.

B. BEFORE OPERATING smell all around the appliance area for gas. Be sure to smell next to the floor because some gas is heavier than air and will settle on the floor.

WHAT TO DO IF YOU SMELL GAS:

- If you cannot reach your gas supplier, call the fire department.

C. Use only your hand to push in the control buttons. Never use tools. If the control buttons will not push in, don't try to repair them, call a qualified service technician. Force or attempted repair may result in a fire or explosion.