



Service Items

Name	Description	Tier 1 Price	Unit Type	QTY	Taxable
Labor	See attached pages for details of work performed.	\$0.00	Hour	1	N

TOTAL*: \$0.00

* Not including taxes



Service Forms

Daily Form	Fill out every day. even on PMs, and projects	
	TECH NAME	Tom Timlin
	DATE	12/8/22
	TOOLS USED	hand tools
	MATERIALS USED	none
	DESCRIPTION OF WORK PERFORMED	The AHU for the offices had the Hot water actuator just dangling in the ceiling not even attached to the valve. Found the actuator was bad and needs repalced. Got the information from it and sent it in for a quote. And the mixed air damper was also not opening when energized. Got the appropriate information from it for replacement. It is in a really hard to reach spot so it will be difficult to change. Bypassed the mixed air to only be pulling return air from the space and set the hot water valve to the open position to keep the spaces warm.
	HOURS	REGULAR: OVERTIME:



Attachments

Title	File Name
12-8 Meadville office ahu- drill hall ahu- drill hall hv	12-8 Meadville office ahu- drill hall ahu- drill hall hv.pdf





Service Items

Name	Description	Tier 1 Price	Unit Type	QTY	Taxable
Labor	See attached pages for details of work performed.	\$0.00	Hour	1	N

TOTAL*: \$0.00

* Not including taxes



Service Forms

Daily Form Fill out every day. even on PMs, and projects

TECH NAME Jacob Powell

DATE 12-08-2022

TOOLS USED hand tools

MATERIALS USED none

DESCRIPTION OF WORK PERFORMED reconnected the actuator to the pipe again

HOURS REGULAR:

 OVERTIME:



Attachments





Service Items

Name	Description	Tier 1 Price	Unit Type	QTY	Taxable
Labor	See attached pages for details of work performed.	\$0.00	Hour	1	N

TOTAL*: \$0.00

* Not including taxes



Service Forms

Daily Form Fill out every day, even on PMs, and projects

TECH NAME Tom Timlin

DATE 1/31/23

TOOLS USED hand tools

MATERIALS USED 1: Belimo Actuator (ordered)

DESCRIPTION OF WORK PERFORMED Had to remove the return ductwork to get access to the old actuator. Removed it and installed the new one. Wired it in according to the old one. The actuator had voltage to it but was not moving at this time. I have no access to the controls to see what it should be doing. Reassembled the return duct work and sealed it all up. Still waiting on the hot water actuator. Unit is running good at this time.

HOURS **REGULAR:**

OVERTIME:




Attachments

Title	File Name
Duct work put back together	0d74c1d4-7fac-4746-a0f0-bfaf22a3f8da.jpg




New actuator	80acf60f-1be9-43c8-ae2-9033be49f236.jpg
--------------	---



Old Actuator

7dc14325-c2e7-4a9c-9786-e81dbb6e0a15.jpg



1-31-23 Meadville Drill
Hall AHU actuator and
office MA actuator

1-31-23 Meadville Drill Hall AHU actuator and office MA actuator.pdf



Service Items

Name	Description	Tier 1 Price	Unit Type	QTY	Taxable
Labor	See attached pages for details of work performed.	\$0.00	Hour	1	N

TOTAL*: \$0.00

* Not including taxes



Service Forms

Daily Form Fill out every day, even on PMs, and projects

TECH NAME Tom Timlin

DATE 3/28/23

TOOLS USED hand tools

MATERIALS USED 1: Erie actuator(ordered)

DESCRIPTION OF WORK PERFORMED Installed the new actuator and made sure the actuator was cycling properly. I believe there is an issue with the controls moving it the wrong way. Chesapeake Controls is supposed to be out in the next few days to reprogram their system for the drill hall valve with is the same valve as this time installed today on the office AHU.


HOURS REGULAR:

OVERTIME:




Attachments

Title	File Name
Before	62d72656-904b-4521-9c07-485eee34b677.jpg



After	22065854-ad7c-493f-82ce-bce40898d81e.jpg
-------	--



3-28-23 office hw
actuator and squeaking
inducer on b-2

3-28-23 office hw actuator and squeaking inducer on b-2.pdf

CERTIFICATION OF WORK

(To be completed by the Contractor and saved in the Contractor's CMMS)

FACID/Building: PA062 Date of Visit: 12/8/22

Contractor Personnel on Site:

1. Tom Timlin 2. Jacob Powell

Work Performed:

Preventive Maintenance - Services Completed (Annual, Quarterly, Monthly, equipment identification, etc.)

1. _____

Service Calls – Service Call Number and Description

1. CSS# 91050. Office AHU hot water actuator and mixed air actuator's bad
2. CSS# 91051. Drill Hall AHU mixed air actuator bad
3. CSS# 91052. Drill Hall HV motor bad

CERTIFICATION OF WORK

To be signed by the Contractor:

Print Name: Tom Timlin Date: 12/8/22

Signed: 

To be signed by Facility Manager:

By signing the Certification of Work, I certify that the above-named individuals representing the Contractor arrived on site and to the best of my knowledge, completed the stated work listed.

This is **NOT** a Certification that the Work was performed correctly – The COW simply verifies that that someone representing the Contractor was onsite and accomplished something

Print Name/Rank: Rebecca Dithrich, GS-09 Date: 12/8/22

Signed: 

E-Mail: x

CERTIFICATION OF WORK

(To be completed by the Contractor and saved in the Contractor's CMMS)

FACID/Building: PA062 Date of Visit: 3/28/23

Contractor Personnel on Site:

1. Tom Timlin 2.

Work Performed:

Preventive Maintenance - Services Completed (Annual, Quarterly, Monthly, equipment identification, etc.)

1.

Service Calls – Service Call Number and Description

1. CSS# 91050. HW actuator for offices
2. CSS# 92729. B-2 squeaking inducer assembly
3. CSS#

CERTIFICATION OF WORK

To be signed by the Contractor:

Print Name: Tom Timlin Date: 3/28/23

Signed: 

To be signed by Facility Manager:

By signing the Certification of Work, I certify that the above-named individuals representing the Contractor arrived on site and to the best of my knowledge, completed the stated work listed. This is **NOT** a Certification that the Work was performed correctly – The COW simply verifies that that someone representing the Contractor was onsite and accomplished something

Print Name/Rank: Rebecca Dithrich, GS-09 Date: 3/28/23

Signed: 

E-Mail: rebecca.l.dithrich.civ@army.mil