

**CERTIFICATION OF WORK
SERVICE CALL**

(To be completed by the Contractor and saved in the Contractor's CMMS)

FACID/Building: DE002 Date of Visit: 4/15/19

Contractor Personnel on Site:

- | | |
|----------------------|----------|
| 1. <u>John Brown</u> | 4. _____ |
| 2. _____ | 5. _____ |
| 3. _____ | 6. _____ |

Service Call Number

CSS# 17132 WO# 8401

Description of Repairs

remote T stat is missing so I used the emergency
operating switch to change settings

CERTIFICATION OF WORK

To be signed by the Contractor:

Print Name: Johnny W. Brown Date: 4/15/19

Signed: *Johnny W. Brown*

To be signed by Facility Manager:

By signing the Certification of Work, the said government representative signature does not constitute acceptance of any work performed by the contractor, it only acknowledges that the contractor was on-site during the identified timeline:

Print Name/Rank: Hector Costalanos Date: 4/15/19

Signed: *[Signature]*






E-Mail: _____

19
Jesse
10 Jimz
Jesse
Jesse
31/11
014 G10

ROUS ELECTRIQUES. PEUT
BLESSURES ET MÊME
LA MORT. COUPER LES
ALIMENTATION À DISTANCE
PANNAGE.

M is attached inside of PANEL.
ILAGE se trouve au dos du PANNEAU.

OPERATION SWITCH (E.O.SW)
D'OPERATION D'URGENCE (E.O.SW)

Press once. Appuyez une fois.	Press again. Appuyez encore.	Press once again. Appuyez encore une fois.
 COOL	 STOP	—
 COOL	 HEAT	 STOP

E.O.
SW