

PREVENTATIVE MAINTENANCE PROGRAM CHECKLIST

SUMP PUMP

SITE AND BLDG #: DE007 B-4








MECHANIC
SIGNATURE: 

DATE: 07/19/22

LOCATION/RM #: _____ WO# 18442 ASSET # OY4-192

START TIME: 0900

FINISH TIME: 1630

CHECK POINT	CHECKPOINT DESCRIPTION	TASK COMPLETE		NOTES/ ACTIONS (IF TASK COMPLETE IS CHECKED NO, PROVIDE EXPLANATION)
		YES	NO	
SPECIAL INSTRUCTIONS				
1	Follow lock out/tag out procedures at all times. De-energize or discharge all hydraulic, electrical, mechanical, or thermal energy prior to beginning work.			
2	Excessive sediment and debris, not removed by flushing the pit should be handled on a project basis, and not considered under this standard.			
TO BE PERFORMED AT EACH INSPECTION SERVICE				
1	Remove cover plates and flush pit.			
2	Inspect check valve.			
3	Inspect interior of pit for cracks.			
4	Inspect cover plate is in place			
5	Insuure the unit is operating properly, report any deficiencies			
6	Clean up work area and remove all debris.			

Note: The technician shall perform any repairs identified during PM up to \$250 (direct labor and direct material cost) per PM occurrence. For any deficiencies found exceeding \$250 open a corrective maintenance (CM) ticket and include the Asset #, WO #, photos, and a detailed discription of the deficiency.

To be performed by: General Maintenance Worker

Additional Notes: