

## PREVENTATIVE MAINTENANCE PROGRAM CHECKLIST DUCTLESS MINI SPLIT

SITE AND BLDG #: PA035

MECHANIC  
SIGNATURE:

DATE: 3/6/2024





LOCATION/RM #:

WO# 15152

ASSET # See notes

START TIME: 10:30AM

FINISH TIME: 2:00PM

CHECK POINT	CHECKPOINT DESCRIPTION	TASK COMPLETE		NOTES/ ACTIONS (IF TASK COMPLETE IS CHECKED NO, PROVIDE EXPLANATION)	
		YES	NO		
<b>SPECIAL INSTRUCTIONS</b>					
1	As needed, de-energize or discharge all hydraulic, electrical, mechanical, or thermal energy prior to beginning work. Follow lock out/tag out procedures at all times.	●		   	
<b>TO BE PERFORMED AT EACH INSPECT</b>					
1	Check fan blades for dust buildup and clean if necessary.	●			
2	Check all electrical connections	●			
3	Check that the fan runs properly in all speeds as applicable.	●			
4	Check dampers and rotating auto diffusers for dirt accumulations, clean as necessary.	●			
5	Check filter door for proper gasketing and air leaks. Correct as needed.	●			
6	Change or Clean filter as needed. Filters get checked quarterly.	●			
7	Ensure condensate pump is working properly and that the drain lines are clear.	●			
8	Clean up work area.	●			

Note: The technician shall perform any repairs identified during PM up to \$250 (direct labor and direct materials). Repairs exceeding \$250 open a corrective maintenance (CM) ticket and include the Asset #, WO #, photos, and a description of the repair.

To be performed by: General Maintenance Worker

Additional Notes: Asset4656,5126,5127,5128,5129,5135,5136,5137,5138,5139,51