

PREVENTATIVE MAINTENANCE PROGRAM CHECKLIST

DUCTLESS MINI SPLIT

SITE AND BLDG #: PA063

MECHANIC
SIGNATURE:*Pat Boardman*

DATE: 9/17/2024







LOCATION/RM #:

WO# 16555

ASSET # See notes

START TIME: 10:30AM

FINISH TIME: 11:45AM

| CHECK POINT | CHECKPOINT DESCRIPTION | TASK COMPLETE | | NOTES/ ACTIONS (IF TASK COMPLETE IS CHECKED NO, PROVIDE EXPLANATION) | |
|------------------------------------|--|---------------|----|--|--|
| | | YES | NO | | |
| SPECIAL INSTRUCTIONS | | | | | |
| 1 | As needed, de-energize or discharge all hydraulic, electrical, mechanical, or thermal energy prior to beginning work. Follow lock out/tag out procedures at all times. | ● | |    | |
| TO BE PERFORMED AT EACH INSPECTION | | | | | |
| 1 | Check fan blades for dust buildup and clean if necessary. | ● | | | |
| 2 | Check all electrical connections | ● | |    | |
| 3 | Check that the fan runs properly in all speeds as applicable. | ● | | | |
| 4 | Check dampers and rotating auto diffusers for dirt accumulations, clean as necessary. | ● | | | |
| 5 | Check filter door for proper gasketing and air leaks. Correct as needed. | ● | | | |
| 6 | Change or Clean filter as needed. Filters get checked quarterly. | ● | | | |
| 7 | Ensure condensate pump is working properly and that the drain lines are clear. | ● | | | |
| 8 | Clean up work area. | ● | | | |

Note: The technician shall perform any repairs identified during PM up to \$250 (direct labor and direct material only). Repairs exceeding \$250 open a corrective maintenance (CM) ticket and include the Asset #, WO #, photos, and a detailed description of the problem found.

To be performed by: General Maintenance Worker

Additional Notes: Assets 4644, 4677, 5130, 5131

