

PREVENTATIVE MAINTENANCE PROGRAM CHECKLIST

DUCTLESS MINI SPLIT

SITE AND BLDG #: PA209

MECHANIC
SIGNATURE:*Pat Borden*

DATE: 9/19/2023





LOCATION/RM #:

WO# 13813

ASSET # 5165,5166

START TIME: 8:00AM

FINISH TIME: 9:30AM

CHECK POINT	CHECKPOINT DESCRIPTION	TASK COMPLETE		NOTES/ ACTIONS (IF TASK COMPLETE IS CHECKED NO, PROVIDE EXPLANATION)	
		YES	NO		
SPECIAL INSTRUCTIONS					
1	As needed, de-energize or discharge all hydraulic, electrical, mechanical, or thermal energy prior to beginning work. Follow lock out/tag out procedures at all times.	●		5165 out of order	
TO BE PERFORMED AT EACH INSPECTION SERVICE					
1	Check fan blades for dust buildup and clean if necessary.	●			
2	Check all electrical connections	●			
3	Check that the fan runs properly in all speeds as applicable.	●			
4	Check dampers and rotating auto diffusers for dirt accumulations, clean as necessary.	●			
5	Check filter door for proper gasketing and air leaks. Correct as needed.	●			
6	Change or Clean filter as needed. Filters get checked quarterly.	●			
7	Ensure condensate pump is working properly and that the drain lines are clear.	●			
8	Clean up work area.	●			

Note: The technician shall perform any repairs identified during PM up to \$250 (direct labor and direct material cost) per PM occurrence. For any deficiencies found exceeding \$250 open a corrective maintenance (CM) ticket and include the Asset #, WO #, photos, and a detailed discription of the deficiency.

To be performed by: General Maintenance Worker

Additional Notes: