

PREVENTATIVE MAINTENANCE PROGRAM CHECKLIST
FIRE EXTINGUISHERS - MONTHLY INSPECTION

SITE AND BLDG #: NY052 BLDG3







**MECHANIC
SIGNATURE:** _____

DATE: 12/12/23

LOCATION/RM #: bldg3 **WO#** 14317 **ASSET #** G009

START TIME: 10am

FINISH TIME: 10:15am

CHECK POINT	CHECKPOINT DESCRIPTION	TASK CO
		YES
SPECIAL INSTR		
1	Each extinguisher shall have an inspection tag securely attached that indicates the month and year the inspection was performed and the initials of the person performing the inspection shall be recorded.	
TO BE PERFORMED AT EACH INSP		
1	A visual inspection is a quick check to see that the fire extinguisher is in its proper location, that it is not blocked, is fully charged, and that it appears to be in good working order.	
2	Check that extinguisher is in designated place	
3	Check for no obstruction to access or visibility.	
4	Check that pressure gauge reading or indicator is in the operable range or position.	
5	Update tag indicating that inspection has been preformed. Include the date and your initials.	

Note: The technician shall perform any repairs identified during PM up to \$250 (direct lab exceeding \$250 open a corrective maintenance (CM) ticket and include the Asset #, WO #

To be performed by: General Maintenance Worker

Additional Notes:

