

PREVENTATIVE MAINTENANCE PROGRAM CHECKLIST

ICE MAKER

 MECHANIC
SIGNATURE:



DATE: 8/19/2024







SITE AND BLDG #: PA035

LOCATION/RM #: WO# 16269 ASSET # 6799

START TIME: 9:45AM

FINISH TIME: 11:30AM

CHECK POINT	CHECKPOINT DESCRIPTION	TASK COMPLETE		NOTES/ ACTIONS (IF TASK COMPLETE IS CHECKED NO, PROVIDE EXPLANATION)
		YES	NO	
SPECIAL INSTRUCTIONS				
1	De-energize, lock out, and tag electrical circuits.	●		
2	Only approved cleaning chemicals shall be used.	●		
TO BE PERFORMED AT EACH INSPECTION				
1	Check with operating or area personnel for any deficiencies; verify cleaning program.	●		
2	Visually check for refrigerant, oil and water leaks.	●		
3	Inspect ice condition/size.	●		
4	Clean air filter	●		
5	As needed, drain and clean unit with proper ice machine cleaning solution. Drain and clean at a minimum of annually.	●		
6	Check date on water filter, Replace as needed. Water filters should be changed annually at a minimum.	●		
7	Check and tighten any loose screw-type electrical connections.	●		
8	Check all controls; adjust if necessary.	●		
9	Examine water connection; open and close water valve; test ice dispensing valve and (door) metering adjustment.	●		
10	Check and clear ice machine draining system (drain vent, strainer, trap).	●		
11	Examine condition of bin doors-closure, hinges, gaskets, handles and ease of slide; lubricate as required. Check storage bin condition.	●		
12	Clean motor, compressor, and condenser coil.	●		





Note: The technician shall perform any repairs identified during PM up to \$250 (direct labor and direct material). Repairs exceeding \$250 open a corrective maintenance (CM) ticket and include a service call. To be performed by: General Maintenance Worker

Additional Notes:

