

PREVENTATIVE MAINTENANCE PROGRAM CHECKLIST

ICE MAKER

SITE AND BLDG #: VA039

MECHANIC
SIGNATURE: 



DATE: 2/12/24


LOCATION/RM #: WO# 14919 ASSET # 6815

START TIME: 1PM

FINISH TIME: 2PM

CHECK POINT	CHECKPOINT DESCRIPTION	TASK COMPLETE		NOTES/ ACTIONS (IF TASK COMPLETE IS CHECKED NO, PROVIDE EXPLANATION)
		YES	NO	
SPECIAL INSTRUCTIONS				
1	De-energize, lock out, and tag electrical circuits.			
2	Only approved cleaning chemicals shall be used.			
TO BE PERFORMED AT EACH INSPECTION				
1	Check with operating or area personnel for any deficiencies; verify cleaning program.			
2	Visually check for refrigerant, oil and water leaks.			
3	Inspect ice condition/size.			
4	Clean air filter			
5	As needed, drain and clean unit with proper ice machine cleaning solution. Drain and clean at a minimum of annually.			
6	Check date on water filter, Replace as needed. Water filters should be changed annually at a minimum.			
7	Check and tighten any loose screw-type electrical connections.			
8	Check all controls; adjust if necessary.			
9	Examine water connection; open and close water valve; test ice dispensing valve and (door) metering adjustment.			
10	Check and clear ice machine draining system (drain vent, strainer, trap).			
11	Examine condition of bin doors-closure, hinges, gaskets, handles and ease of slide; lubricate as required. Check storage bin condition.			
12	Clean motor, compressor, and condenser coil.			





Note: The technician shall perform any repairs identified during PM up to \$250 (direct labor and direct material cost) per PM occurrence. For any deficiencies found exceeding \$250 open a corrective maintenance (CM) ticket and include the Asset #, WO #, photos, and a detailed description of the deficiency.

To be performed by: General Maintenance Worker

Additional Notes:

WO14919 ASSET 6815 is out of commission and is replaced by WO14906 ASSET6815
-AS