

REVIEWED

By Michael Merchan at 12:59 pm, Feb 15, 2019

PREVENTATIVE MAINTENANCE PROGRAM CHECKLIST **LIGHTING, OUTSIDE**

SITE AND BLDG #: NY023-118

MECHANIC
SIGNATURE*Mike Walf*

DATE:

2-13-2019

LOCATION/RM #:

Entrance S.W.E










START TIME:

8:30

FINISH TIME:

9am

Site Location	WO #	Asset #	PM #	Manufacturer	Model Number	Serial #	Asset Description	Asset Location
NY023-118	2199	9282					J-45 1-pc Single Light, Pole Mounted Military Equipment Parking	

CHECK POINT	CHECKPOINT DESCRIPTION	TASK COMPLETE		NOTES/ ACTIONS (IF TASK COMPLETE IS CHECKED NO, PROVIDE EXPLANATION)
		YES	NO	
SPECIAL INSTRUCTIONS				
1	In addition to the procedure(s) outlined in this standard, the equipment manufacturer's recommended maintenance procedure(s) and/or instruction(s) shall be strictly adhered to.			
2	Schedule and coordinate work with operating personnel.			
3	Follow lock out/tag out procedures always. De-energize or discharge all hydraulic, electrical, mechanical, or thermal energy prior to beginning work.			
TO BE PERFORMED AT EACH INSPECTION SERVICE				
1	Open and tag switch.			
2	Inspect visual condition of wiring. Look for evidence of overheating.			
3	Check for proper light operation.			
4	Test operation of automatic switches/ time clock/ photocells if applicable.			
5	Inspect light pole and mounting devices for deficiencies.			
6	For any noted deficiency, takes pictures and open corrective maintenance ticket.			

Note: The technician shall perform any repairs identified during PM up to \$250 (direct labor and direct material cost) per PM occurrence. For any deficiencies found exceeding \$250 open a corrective maintenance (CM) ticket and include the Asset #, WO #, photos, and a detailed description of the deficiency. To be performed by: General Maintenance Worker **Additional Notes:**

