

# PREVENTATIVE MAINTENANCE PROGRAM CHECKLIST

## SECURITY SYSTEM

SITE AND BLDG #: NY023-118

MECHANIC SIGNATURE: Deen Rowe






DATE: 2/1/23

LOCATION/RM #: Vehicle Entrance

START TIME: 8am

FINISH TIME: 830am

Site Location	WO #	Asset #	PM #	Manufacturer	Model Number	Serial #	Asset Description	Asset Location
NY023-118	20975	9288	PM-SA-9288	(null)			J-53 1-pc Auto Access Control	

CHECK POINT	CHECKPOINT DESCRIPTION	TASK COMPLETE		NOTES/ ACTIONS (IF TASK COMPLETE IS CHECKED NO, PROVIDE EXPLANATION)
		YES	NO	
SPECIAL INSTRUCTIONS				
1	In addition to the procedure(s) outlined in this standard, the equipment manufacturer's recommended maintenance procedure(s) and/or instruction(s) shall be strictly adhered to.			
2	Always follow lock out/tag out procedures . De-energize or discharge all hydraulic, electrical, mechanical, or thermal energy prior to beginning work.			
TO BE PERFORMED AT EACH INSPECTION SERVICE				
1	Test the control panels for communications to the monitoring center, sirens, tampers, cameras, and strobe lights.			
2	Inspect and test the operation of all detection devices			
3	Check power supplies			
4	Verify that no compromise to devices has occurred (compromise of devices could be from building alterations, partitions, furniture or other obstacles)			

5	Test the batteries on remotes and wireless sensors inspection of all visible wiring and conduits	N	A	
---	---	---	---	--

Note: The technician shall perform any repairs identified during PM up to \$250 (direct labor and direct material cost) per PM occurrence. For any deficiencies found exceeding \$250 open a corrective maintenance (CM) ticket and include the Asset #, WO #, photos, and a detailed description of the deficiency. To be performed by: General Maintenance Worker **Additional Notes:**

Just a gate no security system.

