

REVIEWED

By Michael Merchan at 11:59 am, Feb 12, 2019

PREVENTATIVE MAINTENANCE PROGRAM CHECKLIST

TIME CLOCK, LIGHTING

SITE AND BLDG #: NY023-123

MECHANIC
SIGNATURE:


DATE: 2/11/19

LOCATION/RM #: 1001D







START TIME:

9am -

FINISH TIME:

9:30am

Site Location	WO #	Asset #	PM #	Manufacturer	Model Number	Serial #	Asset Description	Asset Location
NY023-123	2367	9371					J-43 1-pc Time Clock Rm 1001	NOT IN LOCATION

CHECK POINT	CHECKPOINT DESCRIPTION	TASK COMPLETE		NOTES/ ACTIONS (IF TASK COMPLETE IS CHECKED NO, PROVIDE EXPLANATION)
		YES	NO	
SPECIAL INSTRUCTIONS				
1	In addition to the procedure(s) outlined in this standard, the equipment manufacturer's recommended maintenance procedure(s) and/or instruction(s) shall be strictly adhered to.			
2	Follow lock out/tag out procedures always. De-energize or discharge all hydraulic, electrical, mechanical, or thermal energy prior to beginning work.			
TO BE PERFORMED AT EACH INSPECTION SERVICE				
1	Clean timeclock using a soft lint-free cloth and spray bottle of glass cleaner. Remove any dirt or grease build up.			
2	Check physical connections.			
3	Verify the timeclock configuration, ensure proper operation.			
4	If applicable, check battery and replace as needed.			

Note: The technician shall perform any repairs identified during PM up to \$250 found exceeding \$250 open a corrective maintenance (CM) ticket and include performed by: General Maintenance Worker **Additional Notes:**

rect m photos. occurrence. For any deficiencies tion of the deficiency. To be

