

**PREVENTATIVE MAINTENANCE PROGRAM CHECKLIST  
GLYCOL FEEDER**

**SITE AND BLDG #:** NY058-104

**MECHANIC**

**SIGNATURE:**

*Don Kane*





**DATE:** 5/11/22

**LOCATION/RM #:** Mechanical / Boiler Room

**START TIME:** 10Am

**FINISH TIME:** 11Am

Site Location	WO #	Asset #	PM #	Manufacturer	Model Number	Serial #	Asset Description	Asset Location
NY058-104	16932	10276	PM-AN-10276	Aero-Power		SCEHS # 14	J-22 1-pc # 2 Fuel Oil Tank	
NY058-104	16984	10255	PM-QT-10255	Taco	FL1509E2E AJ1L OV	EC618759	J-12 1-pc Glycol Heating Supply Pump	
NY058-104	16985	10256	PM-QT-10256	Taco	FL1509E2E AJ1L OV	EO618759	J-12 1-pc Glycol Heating Supply Pump	
NY058-104	16987	10259	PM-QT-10259				J-12 1-pc Pressure Tank	
NY058-104	16988	10260	PM-QT-10260		GF-1A1A1B	qa-578	J-12 1-pc Glycol feed tank	

CHECK POINT	CHECKPOINT DESCRIPTION	TASK COMPLETE		NOTES/ ACTIONS
		YES	NO	
TO BE PERFORMED AT EACH INSPECTION SERVICE				
1	<b>Tank and Plumbing:</b> Periodic checking of the piping and tubing is required to insure proper discharge of the glycol solution. The Y-strainer and check valve should be periodically checked for clogging and wear.			
2	<b>Gear Pump:</b> Check pump for proper operation and properly lubricate as needed.			

3	<b>Pressure Switch:</b> Check for wear on the contacts. Replace if damaged or worn.	✓		
4	<b>Pressure Relief Valve:</b> Check the diaphragm and seal for damage or wear. Replace as needed.	✓		

**Additional Notes:**