

PREVENTATIVE MAINTENANCE PROGRAM CHECKLIST
CIRCULATING AND BOOSTER PUMPS

SITE AND BLDG #: NY058-104

**MECHANIC
SIGNATURE:**

Deen Lane

DATE:

8/19/22

LOCATION/RM #:

Boiler Room / Mechanical Room





START TIME:

9am

FINISH TIME:

10am

Site Location	WO #	Asset #	PM #	Manufacturer	Model Number	Serial #	Asset Description	Asset Location
NY058-104	18349	10254	PM-QT-10254	Taco		f0912021699	J-12 2-pc Chill Water Pump	
NY058-104	18352	10257	PM-QT-10257	Baldor Reliance			J-12 5-pc Hot Water Pump	
NY058-104	18508	10326	PM-SA-10326	Taco			J-28 5-pc Circulating Pump, Domestic Hot Water	
NY058-104	18509	10327	PM-SA-10327	Taco			J-28 2-pc Circulating Pump, Domestic Hot Water	

CHECK POINT	CHECKPOINT DESCRIPTION	TASK COMPLETE		NOTES/ ACTIONS (IF TASK COMPLETE IS CHECKED NO, PROVIDE EXPLANATION)
		YES	NO	
SPECIAL INSTRUCTIONS				
1	In addition to the procedure(s) outlined in this standard, the equipment manufacturer's recommended maintenance procedure(s) and/or instruction(s) shall be strictly adhered to.			
2	Follow lock out/tag out procedures at all times. De-energize or discharge all hydraulic, electrical, mechanical, or thermal energy prior to beginning work.			

3	It is generally not a good idea to tamper with pumps using mechanical seals if they are otherwise performing properly. Since mechanical seals can cost as much as the pump, it is usually not cost effective to risk damaging the seal by performing an annual internal inspection of the pump.	✓		
TO BE PERFORMED AT EACH INSPECTION SERVICE				
1	Lubricate pump and motor bearings as per manufacturer's specifications. Bearings require lubrication at least annually.	✓		
2	Inspect couplings and check for any pump seal leaks.	✓		
3	Check motor mounts and vibration pads	✓		
4	Tighten all pump flanges.	✓		
5	Visually check pump alignment and coupling	✓		
6	Inspect electrical connections	✓		

Note: The technician shall perform any repairs identified during PM up to \$250 (direct labor and direct material cost) per PM occurrence. For any deficiencies found exceeding \$250 open a corrective maintenance (CM) ticket and include the Asset #, WO #, photos, and a detailed description of the deficiency. To be performed by: General Maintenance Worker **Additional Notes:**