

PREVENTATIVE MAINTENANCE PROGRAM CHECKLIST
WARM SERVING TABLE

ACTIVITY AND BLDG #: NY058-104

MECHANIC

SIGNATURE: Dean Lowe

DATE: 1/9/23




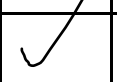
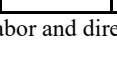
LOCATION: Kitchen

START TIME: 1:30pm

FINISH TIME: 2pm

Site Location	WO #	Asset #	PM #	Manufacturer	Model Number	Serial #	Asset Description	Asset Location
NY058-104	20247	10286	PM-AN-10286	Thumaduke	TEHF60SS M	6A04	J-24 1-pc Serving Counter, Hot Food Table, Electric	

CHECK POINT	CHECKPOINT DESCRIPTION	TASK COMPLETE		NOTES/ ACTIONS (IF TASK COMPLETE IS CHECKED NO, PROVIDE EXPLANATION)
		YES	NO	
SPECIAL INSTRUCTIONS				
1	Review manufacturer's instructions.	<input checked="" type="checkbox"/>	<input checked="" type="checkbox"/>	
2	Notify cafeteria operator and get permission prior to performing all maintenance.	<input checked="" type="checkbox"/>	<input checked="" type="checkbox"/>	
3	If any safety deficiencies are found which could cause injury or damage, notify the cafeteria operator immediately and secure the equipment from further operations.	<input checked="" type="checkbox"/>	<input checked="" type="checkbox"/>	
4	De-energize, lock out, and tag electrical circuits.	<input checked="" type="checkbox"/>	<input checked="" type="checkbox"/>	
TO BE PERFORMED AT EACH INSPECTION SERVICE				
1	Check with operating or area personnel for any deficiencies; verify cleaning program.	<input checked="" type="checkbox"/>	<input checked="" type="checkbox"/>	

2	Clean all exterior laminated surfaces, aluminium hardware and wire shelves with a mild soap solution, using a damp cloth followed by a lint-free dry cloth.			
3	All glass can be cleaned with a non-abrasive cleaner			
4	Plexiglas can be cleaned and polished with specialized acrylic cleaners. Do not use strong alkali solutions, steel wool, or abrasive cleaners.			
5	Stainless steel surfaces may be cleaned with a non-abrasive cleaner applied liberally. Wipe and dry with smooth strokes in the direction of the polish marks on the steel.			
6	To clean the interior of the display case and wire shelves, use a mild soap solution using a damp cloth followed by a lint-free dry cloth, being sure to wring out excess water			

Note: The Contractor shall perform any repairs identified during PM up to \$250 (direct labor and direct material cost) per PM occurrence.

Checklist compiled in accordance with:

- Original equipment manufacturers (OEM) documentation for exact or similar assets, which can be located at ([Provide Link to OEM Manual/Asset Library](#))

Additional Notes: