



## Service Items

Name	Description	Tier 1 Price	Unit Type	QTY	Taxable
Labor	See attached pages for details of work performed.	\$0.00	Hour	1	N

**TOTAL\*:** \$0.00

\* Not including taxes



## Service Forms

<b>Daily Form</b>	Fill out every day. even on PMs, and projects
<b>TECH NAME</b>	Tom Timlin
<b>DATE</b>	1/19/23
<b>TOOLS USED</b>	hand tools
<b>MATERIALS USED</b>	none
<b>DESCRIPTION OF WORK PERFORMED</b>	<p>AHU-5: Found the 3 way actuator on the hot water coil bad and not moving. It was over heating the spaces. Got the information off the actuator and sent it to the office got get a quote sent out. Set the valve manually to a slightly open position to be putting off about 92° to help keep the area warm and not overheating. There are radiators in the rooms but one radiator in the men's and women's locker rooms did not seem to be getting warm.</p> <p>AHU-6: Found the 3 way actuator motor spinning on the shaft. Took it off and made sure the valve would move easily and it was. Put the motor back on and tightened it down again. Cycled the valve on the controls and it was working properly.</p>
<b>HOURS</b>	<p>REGULAR:</p> <p>OVERTIME:</p>




## Attachments

Title	File Name
Actuator on AHU-5	9b0d0aa0-f88c-4cab-885f-480698b602e0.jpg




Actuator on AHU-5

8f55e70f-5498-4017-8423-600938331332.jpg




Actuator on AHU-5

ba305941-5b47-4775-897b-067b1e957772.jpg




Actuator on AHU-5

fa10e696-9845-424e-80d2-ea98032b990b.jpg




Actuator on AHU-6

17d66f39-c017-476a-a643-a481beaf3b4c.jpg



Actuator on AHU-5

6ae8d6ad-f714-42c1-b1ce-f160a65c9ba2.jpg



1-19-23 ECS AHU5  
AHU6 actuators

1-19-23 ECS AHU5 AHU6 actuators.pdf



## Service Items

Name	Description	Tier 1 Price	Unit Type	QTY	Taxable
Labor	See attached pages for details of work performed.	\$0.00	Hour	1	N

**TOTAL\*:** \$0.00

\* Not including taxes



## Service Forms

**Daily Form** Fill out every day. even on PMs, and projects

**TECH NAME** Tom Timlin

**DATE** 1.31.23

**TOOLS USED** Hand Tools

**MATERIALS USED** 1- Actuator. See attached for before and after photos

**DESCRIPTION OF WORK PERFORMED** Replaced broken actuator on AHU 5. Unit at normal operation

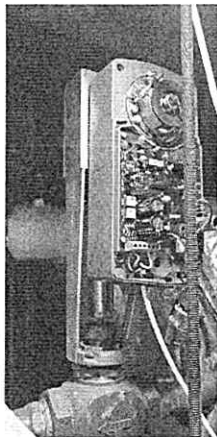
**HOURS** REGULAR:

OVERTIME:



## Attachments

Title	File Name
AHU 6 Actuator (Before)	20230119_091405_resized.jpg



AHU 6 Actuator (After)

20230119\_111736\_resized.jpg



CERTIFICATION OF WORK

(To be completed by the Contractor and saved in the Contractor's CMMS)

FACID/Building: PA118 Date of Visit: 1/19/23

Contractor Personnel on Site:

1. Tom Timlin 2. \_\_\_\_\_

**Work Performed:**

**Preventive Maintenance** - Services Completed (Annual, Quarterly, Monthly, equipment identification, etc.)

1. \_\_\_\_\_

**Service Calls** – Service Call Number and Description

1. CSS# 91588. Looked at the hot water actuators on AHU5 & AHU6

2. CSS# \_\_\_\_\_

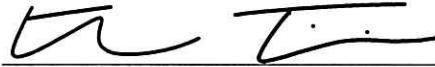
3. CSS# \_\_\_\_\_

---

CERTIFICATION OF WORK

To be signed by the Contractor:

Print Name: Thomas Timlin Date: 1/19/23

Signed: 

To be signed by Facility Manager:

By signing the Certification of Work, I certify that the above-named individuals representing the Contractor arrived on site and to the best of my knowledge, completed the stated work listed. This is **NOT** a Certification that the Work was performed correctly – The COW simply verifies that that someone representing the Contractor was onsite and accomplished something

Print Name/Rank: Cynthia Croyle/ AFOS Date: 1/19/23

Signed: 

E-Mail: cynthia.a.croyle.ctr@army.mil