

## PREVENTATIVE MAINTENANCE PROGRAM CHECKLIST

### UNIT HEATER, INFRA-RED, RADIANT, GAS

**SITE AND BLDG #:** NY039 BLDG2













**MECHANIC  
SIGNATURE:**

**DATE:** 1/11/23

**LOCATION/RM #:** BLDG2 **WO#** 20135 **ASSET #** 9939

**START TIME:** 12pm

**FINISH TIME:** 12:15pm

CHECK POINT	CHECKPOINT DESCRIPTION	TASK COMPLETE		NOTES/ ACTIONS  (IF TASK COMPLETE IS CHECKED NO, PROVIDE EXPLANATION)
		YES	NO	
SPECIAL INSTRUCTIONS				
1	Follow lock out/tag out procedures at all times. De-energize or discharge all hydraulic, electrical, mechanical, or thermal energy prior to beginning work.			
TO BE PERFORMED AT EACH INSPECTION SERVICE				
1	For gsa/oil heaters: 1. Remove access panels if applicable. 2. Check the fire box liner or refractory for cracks and leaks. 3. Check all gas lines for leaks. Repair as needed.			
2	Clean dirt from heater, vaccuming is preferred.			
3	Check operation of gas valve.			
4	Check for gas leaks.			
5	Check operation of thermostat.			these unit heaters do not function at all
6	If applicable, replace primary air intake filter.			
7	As needed, clean spark electrode and reset gap, replace if necessary.			
8	Inspect flue pipe and connections.			
9	If applicable, inspect and clean outside air blower and blower intake.			
10	Inspect unit for proper operation.			
11	Inspect unit for overall condition and recommend for replacement or other needed repairs.			

Note: The technician shall perform any repairs identified during PM up to \$250 (direct labor and direct material cost) per PM occurrence. For any deficiencies found exceeding \$250 open a corrective maintenance (CM) ticket and include the Asset #, WO #, photos, and a detailed discription of the deficiency.

To be performed by: HVAC Technician

**Additional Notes:**