

## PREVENTATIVE MAINTENANCE PROGRAM CHECKLIST

### UNIT HEATER, INFRA-RED, RADIANT, GAS

SITE AND BLDG #: PA062

MECHANIC

SIGNATURE:





*Pat Boardman*

DATE: 1/9/2024

LOCATION/RM #: WO# 14684 ASSET # See notes

START TIME: 9:00AM

FINISH TIME: 10:30AM

CHECK POINT	CHECKPOINT DESCRIPTION	TASK COMPLETE		NOTES/ ACTIONS (IF TASK COMPLETE IS CHECKED NO, PROVIDE EXPLANATION)
		YES	NO	
SPECIAL INSTRUCTIONS				
1	Follow lock out/tag out procedures at all times. De-energize or discharge all hydraulic, electrical, mechanical, or thermal energy prior to beginning work.	●		 
TO BE PERFORMED AT EACH INSPEC				
1	For gas/oil heaters: 1. Remove access panels if applicable. 2. Check the fire box liner or refractory for cracks and leaks. 3. Check all gas lines for leaks. Repair as needed.	●		 
2	Clean dirt from heater, vaccuming is preferred.	●		
3	Check operation of gas valve.	●		
4	Check for gas leaks.	●		
5	Check operation of thermostat.	●		
6	If applicable, replace primary air intake filter.	●		
7	As needed, clean spark electrode and reset gap, replace if necessary.	●		
8	Inspect flue pipe and connections.	●		
9	If applicable, inspect and clean outside air blower and blower intake.	●		
10	Inspect unit for proper operation.	●		
11	Inspect unit for overall condition and recommend for replacement or other needed repairs.	●		

Note: The technician shall perform any repairs identified during PM up to \$250 (direct labor and exceeding \$250 open a corrective maintenance (CM) ticket and include the Asset #, WO #, photo

To be performed by: HVAC Technician

Additional Notes: Asset#4273,4315,4509

4509waiting on new fan motor

