

**PREVENTATIVE MAINTENANCE PROGRAM CHECKLIST**  
**HOT WATER PUMP**

**SITE AND BLDG #:** VA051-01

**MECHANIC SIGNATURE:**

*Andy Bird*

**DATE:**

12-11-18

**LOCATION/RM #:**







**START TIME:**

8 AM

**FINISH TIME:**

3:30 PM

Site Location	WO #	Asset #	PM #	Manufacturer	Model Number	Serial #	Asset Description	Asset Location
VA051-01	6541	4905		Bell & Gossett	NBF-22	103252	J-1502000-12 1-pc Hot Water Pump	Mech Rm

CHECK POINT	CHECKPOINT DESCRIPTION	TASK COMPLETE		NOTES/ ACTIONS (IF TASK COMPLETE IS CHECKED NO, PROVIDE EXPLANATION)
		YES	NO	
SPECIAL INSTRUCTIONS				
1	In addition to the procedure(s) outlined in this standard, the equipment manufacturer's recommended maintenance procedure(s) and/or instruction(s) shall be strictly adhered to.			
2	Schedule shutdown with operating personnel.			
3	Follow lock out/tag out procedures at all times. De-energize or discharge all hydraulic, electrical, mechanical, or thermal energy prior to beginning work.			
TO BE PERFORMED AT EACH INSPECTION SERVICE				
1	Check valve for full stroke operation in both directions, if applicable.			
2	Check valve for signs of abnormal wear and leaks. Replace packing if needed.			N/A
3	Clean the coil with vacuum cleaner.			N/A
4	Comb the fins as needed.			N/A
5	Clean all fans and motors.			N/A

6	Check operation of controls and safeties.	✓		
7	Lubricate as required.	✓		
8	Check all motors, belts, pulleys, shafts, etc. for alignment.	✓		

Note: The technician shall perform any repairs identified during PM up to \$250 (direct labor and direct material cost) per PM occurrence. For any deficiencies found exceeding \$250 open a corrective maintenance (CM) ticket and include the Asset #, WO #, photos, and a detailed description of the deficiency. To be performed by: General Maintenance Worker **Additional Notes:**

Pump is working but is grinding -

CM Needed