

**BILL TO:**  
INTER002  
INTERNATIONAL SUPPORT GROUP  
9000 SHERIDAN ST SUITE 172  
PEMBROKE PINES, FL 33024

**SHIP TO:**  
8233114  
ISG USARC VA099 BEDFORD  
1117 HARMONY LANE  
BEDFORD, VA 24523

<u>INVOICE DATE</u>	<u>CUSTOMER PO</u>	<u>PAYMENT TERMS</u>	<u>REFERENCE #</u>	<u>WORKORDER #</u>	<u>CONTRACT ID</u>
---------------------	--------------------	----------------------	--------------------	--------------------	--------------------

09/16/2019

19445

Due in 30 Days

COM0113770

							Pages 1 of 1
<u>ITEM ID</u>	<u>DESCRIPTION</u>	<u>QTY</u>	<u>SERV DATE</u>	<u>UNIT PRICE</u>	<u>EXT PRICE</u>	<u>TAX</u>	
CMISX-QUOTED GS AMOUNT	QUOTED REPAIRS	1.00		914.55	914.55	0.00	

CSS# 19445 WO#9576 Asset#NA  
Quote Approved 914.55/1 man 4 hours

**DESCRIPTION OF EQUIPMENT:**

HW-2 BOILER  
LOCHINVAR MODEL AWN151PM,  
S/N AI3H20046146

**DESCRIPTION OF PROBLEM:**

While onsite performing the boiler inspection, the inspector found the flow switch stuck in the ON' position. After inspector freed it up the switch would not make when the pump came on. Inspector left this hot water boiler off for safety purposes. Recommend replacing the flow switch to ensure proper operation of the system.

**DESCRIPTION OF REPAIRS:**

Remove and install the new flow switch. Make all the necessary connections. Start, test, and ensure proper operation of the system.

9/5/19

Upon arrival I was unable to gain entrance. Called several numbers and left a message, notified CSR. Finally gained access and was escorted by Roundtree to the Mech. Rm and I set up at WH-2. Isolated the heater and removed/replaced the failed flow switch. Opened valves and to the water storage tank and energized the heater to check operation. It failed on a combination safety identified as 'Flow Switch/LWCO'. Checked the flow switch and it is made. Checked the vent on the water heater and it is full of water with no air. LWCO sensor has failed. Will submit a proposal to replace. THIS W.O. IS COMPLETE.

For questions regarding commercial invoices please contact our Accounts Receivables Department at 434-309-2581. Past 30 Days invoices are subject to 1.5% monthly interest charge. Additional charges for payments made by credit card may apply. We accept VISA, Master Card, Discover and American Express. Late payments sent to collections or legal process will also result in additional charges.

Sales Total	914.55
Disc.	0.00
Tax Total	0.00
<b>Net Amount Due</b>	<b>\$914.55</b>



Proudly serving the entire states of Virginia & North Carolina.

Altavista, VA • Charlottesville, VA • Chesapeake, VA • Christiansburg, VA  
Falmouth, VA • Lynchburg, VA • Richmond, VA • Greensboro, NC

P.O. Box 119 • Altavista, VA • 800.789.7199 • service@mooreselectric.com

Billing Address	Site Address
<b>Customer:</b> INTERNATIONAL SUPPORT GROUP <b>Address:</b> 9000 SHERIDAN ST PEMBROKE PINES FL 33024 <b>Phone:</b> 954-900-1095	<b>Customer:</b> ISG USARC VA099 BEDFORD <b>Address:</b> 1117 HARMONY LANE BEDFORD VA 24523 <b>Phone:</b> 8045855211
<b>Service Call #:</b> COM0113770	<b>Call Type:</b> COM-HVAC


Service Requested
CSS# 19445 WO#9576 Asset#NA  Quote Approved 914.55/1 man 4 hours DESCRIPTION OF EQUIPMENT: HW-2 BOILER LOCHINVAR MODEL AWN151PM, S/N AI3H20046146 DESCRIPTION OF PROBLEM: While onsite performing the boiler inspection, the inspector found the flow switch stuck in the ON' position. After inspector freed it up the switch would not make when the pump came on. Inspector left this hot water boiler off for safety purposes. Recommend replacing the flow switch to ensure proper operation of the system.  DESCRIPTION OF REPAIRS: Remove and install the new flow switch. Make all the necessary connections. Start, test, and ensure proper operation of the system.

Problems					
Description	Tech	Equip. Desc and Model	Manufacturer	Equip. Serial	Asset ID
QUOTED WORK	HOWARDFLOY		PLUMBING OR ELECTRICAL EQUIPMENT		

Tech Notes
9/5/19 Upon arrival I was unable to gain entrance. Called several numbers and left a message, notified CSR. Finally gained access and was escorted by Roundtree to the Mech. Rm and I set up at WH-2. Isolated the heater and removed/replaced the failed flow switch. Opened valves and to the water storage tank and energized the heater to check operation. It failed on a combination safety identified as 'Flow Switch/LWCO'. Checked the flow switch and it is made. Checked the vent on the water heater and it is full of water with no air. LWCO sensor has failed. Will submit a proposal to replace. THIS W.O. IS COMPLETE.

Labor			
Date	Technician	Description	Hours
9/5/2019	Howard Floyd	REGULAR HVACR LABOR	4.00

Materials			
Date	Part Number	Description	Quantity
8/7/2019	CMISX-NON-STOCK ITEM	LOCHINVAR FLOAT SWITCH	1.000
8/7/2019	CMISX-FREIGHT-GS (NO TAX)	FREIGHT	1.000
8/7/2019	TAX-S	Sales Tax for Service	1.000

Signed By	Shantel Roundtree, SFC	Signature		Date	9/5/2019
-----------	---------------------------	-----------	---	------	----------

**CERTIFICATION OF WORK**  
(To be completed by the Contractor and saved in the Contractor's CMMS)

FACID/Building: VA099 Date of Visit: 05 SEP 2019  
Contractor Personnel on Site:

1. Howard Floyd 2. \_\_\_\_\_

**Work Performed:**

**Preventive Maintenance** - Services Completed (Annual, Quarterly, Monthly, equipment identification, etc.)

1. WO# COM0113770

**Service Calls** - Service Call Number and Description

1. CSS# 19445
2. CSS# \_\_\_\_\_
3. CSS# \_\_\_\_\_

Isolated WH-2, removed/replaced failed 'water flow switch'. Started up and confirmed the switch did make & break.

---

**CERTIFICATION OF WORK**

To be signed by the Contractor:

Print Name: Howard Floyd Date: 05 SEP 2019

Signed: Howard Floyd

To be signed by Facility Manager:

I certify that the above named individuals representing the Contractor arrived on site and to the best of my knowledge, completed the stated work listed:

Print Name/Rank: Shantel Roundtree, SFC Date: 05 SEP 2019

Signed: Shantel Roundtree

E-Mail: Shantel.L.Roundtree.mil@gmail.com




SEP 2019



Industrial Flow Switch

Model: IFSWSBL-S3

Description: Brass Bushing,  
w/#1 Paddle, NEMA 4



FLOW

ON  
OFF  
FIN





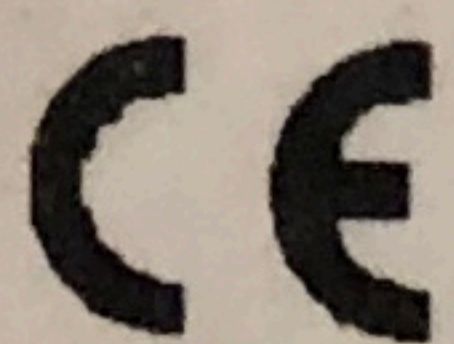
4912





**Lochinvar®**  
High Efficiency Water Heaters, Boilers and Pool Heaters

Industrial Flow Switch  
Model: IFSWSBL-S3  
WTR2041



FLOW

FAILED

W.H.2