







PREVENTATIVE MAINTENANCE PROGRAM CHECKLIST
ENERGY RECOVERY VENTILATOR

SITE AND BLDG #: **VA701-01** **3Y176**

MECHANIC SIGNATURE:  DATE: **05-24-22**

LOCATION/RM #: WO# **17249** ASSET #

START TIME: **0900** FINISH TIME: **1630**

CHECK POINT	CHECKPOINT DESCRIPTION	TASK COMPLETE		NOTES/ ACTIONS (IF TASK COMPLETE IS CHECKED NO, PROVIDE EXPLANATION)
		YES	NO	
SPECIAL INSTRUCTIONS				
1	Follow lock out/tag out procedures at all times. De-energize or discharge all hydraulic, electrical, mechanical, or thermal energy prior to beginning work.			
TO BE PERFORMED AT EACH INSPECTION SERVICE				
1	Check all moving components for proper lubrication. Apply lubrication where required.			
2	Check dampers to ensure they open and close properly.			
3	Check all fan belts for wear, tension, alignment, and dirt accumulation.			
4	Check fan wheels and fasteners for oil and dust accumulation and clean as necessary.			
5	Check, clean, and/or replace both internal and external filters as necessary.			

Note: The technician shall perform any repairs identified during PM up to \$250 (direct labor and direct material cost) per PM occurrence. For any deficiencies found exceeding \$250 open a corrective maintenance (CM) ticket and include the Asset #, WO #, photos, and a detailed discription of the deficiency.

To be performed by: HVAC Technician

Additional Notes: