

**CERTIFICATION OF WORK  
PREVENTIVE MAINTENANCE**

(To be completed by the Contractor and saved in the Contractor's CMMS)

FACID/Building: \_\_\_\_\_ Date of Visit: 9/5/19

Contractor Personnel on Site:

- |          |          |
|----------|----------|
| 1. _____ | 3. _____ |
| 2. _____ | 4. _____ |

**Work Performed:**

**Preventive Maintenance** - Services Completed (Annual, Quarterly, Monthly, equipment identification, etc.)


1. \_\_\_\_\_
2. \_\_\_\_\_
3. \_\_\_\_\_
4. \_\_\_\_\_
5. \_\_\_\_\_

-----

**CERTIFICATION OF WORK**

To be signed by the Contractor:

Print Name: Johnny W Brown Date: 9/5/19

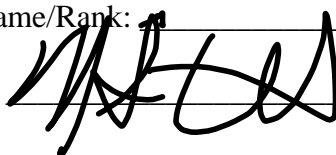
Signed: 

To be signed by Facility Manager:

By signing the Certification of Work, the said government representative signature does not constitute acceptance of any work performed by the contractor, it only acknowledges that the contractor was on-site during the identified timeline:

**Hector Costalanos**

Print Name/Rank: \_\_\_\_\_ Date: 9/5/19










Signed: 

E-Mail: \_\_\_\_\_

## PREVENTATIVE MAINTENANCE PROGRAM CHECKLIST

### LIGHTING, OUTSIDE

SITE AND BLDG #: **DE002-01**MECHANIC  
SIGNATURE: DATE: **9/5/19**LOCATION/RM #: **MV AREA** WO# **10275** ASSET # **1452**START TIME: **0900**FINISH TIME: **1630**

CHECK POINT	CHECKPOINT DESCRIPTION	TASK COMPLETE		NOTES/ ACTIONS (IF TASK COMPLETE IS CHECKED NO, PROVIDE EXPLANATION)
		YES	NO	
SPECIAL INSTRUCTIONS				
1	In addition to the procedure(s) outlined in this standard, the equipment manufacturer's recommended maintenance procedure(s) and/or instruction(s) shall be strictly adhered to.			
2	Schedule and coordinate work with operating personnel.			
3	Follow lock out/tag out procedures at all times. De-energize or discharge all hydraulic, electrical, mechanical, or thermal energy prior to beginning work.			
TO BE PERFORMED AT EACH INSPECTION SERVICE				
1	Open and tag switch.			
2	Inspect visual condition of wiring. Look for evidence of overheating.			
3	Check for proper light operation.			
4	Test operation of automatic switches/ time clock/ photocells if applicable.			
5	Inspect light pole and mounting devices for deficiencies.			
6	For any noted deficiency, takes pictures and open corrective maintenance ticket.			

Note: The technician shall perform any repairs identified during PM up to \$250 (direct labor and direct material cost) per PM occurrence. For any deficiencies found exceeding \$250 open a corrective maintenance (CM) ticket and include the Asset #, WO #, photos, and a detailed discription of the deficiency.

To be performed by: General Maintenance Worker

**Additional Notes:**