

**CERTIFICATION OF WORK
PREVENTIVE MAINTENANCE**

(To be completed by the Contractor and saved in the Contractor's CMMS)

FACID/Building: _____ Date of Visit: 9/20/19

Contractor Personnel on Site:

- | | |
|----------|----------|
| 1. _____ | 3. _____ |
| 2. _____ | 4. _____ |

Work Performed:


Preventive Maintenance - Services Completed (Annual, Quarterly, Monthly, equipment identification, etc.)

1. _____
2. _____
3. _____
4. _____
5. _____

CERTIFICATION OF WORK

To be signed by the Contractor:

Print Name: Johnny W Brown Date: 9/20/19

Signed: 

To be signed by Facility Manager:

By signing the Certification of Work, the said government representative signature does not constitute acceptance of any work performed by the contractor, it only acknowledges that the contractor was on-site during the identified timeline:

Print Name/Rank: 1st SGt. Nate Maze Date: 9/20/19

Signed: 

E-Mail: _____

PREVENTATIVE MAINTENANCE PROGRAM CHECKLIST

VEHICLE EXHAUST REMOVAL

SITE AND BLDG #: MD019-02











MECHANIC
SIGNATURE: 

DATE: 9/20/19

LOCATION/RM #: WO# 10305 ASSET # 1546

START TIME: 0900

FINISH TIME: 1630

CHECK POINT	CHECKPOINT DESCRIPTION	TASK COMPLETE		NOTES/ ACTIONS (IF TASK COMPLETE IS CHECKED NO, PROVIDE EXPLANATION)
		YES	NO	
SPECIAL INSTRUCTIONS				
1	In addition to the procedure(s) outlined in this standard, the equipment manufacturer's recommended maintenance procedure(s) and/or instruction(s) shall be strictly adhered.			
2	Follow lock out/tag out procedures at all times. De-energize or discharge all hydraulic, electrical, mechanical, or thermal energy prior to beginning work.			
TO BE PERFORMED AT EACH INSPECTION SERVICE				
1	Start and stop fan with local switch			
2	Check motor and fan shaft bearings for noise, vibraton, overheating; lubrucate bearings.			
3	Inspect, adjust belts and pulleys. Replace belt as needed.			
4	Clean dampers; lubricate pivot points (annually) and inspect linkages for tightness.			
5	Inspect fan for bent blades, unbalance, excessive noise and vibration.			
6	Clean fan as needed.			
7	Visually inspect exhaust system tubing and/or duct work for any damage that could result in leaks.			
8	Repair as needed			

Note: The technician shall perform any repairs identified during PM up to \$250 (direct labor and direct material cost) per PM occurrence. For any deficiencies found exceeding \$250 open a corrective maintenance (CM) ticket and include the Asset #, WO #, photos, and a detailed description of the deficiency.

To be performed by: General Maintenance Worker

Additional Notes:

PREVENTATIVE MAINTENANCE PROGRAM CHECKLIST EXPANSION TANKS

SITE AND BLDG #: **MD019-02**MECHANIC
SIGNATURE: DATE: **9/20/19**LOCATION/RM #: **WO# 10305 ASSET # 1654**START TIME: **0900**FINISH TIME: **1630**

CHECK POINT	CHECKPOINT DESCRIPTION	TASK COMPLETE		NOTES/ ACTIONS (IF TASK COMPLETE IS CHECKED NO, PROVIDE EXPLANATION)
		YES	NO	
SPECIAL INSTRUCTIONS				
1	In addition to the procedure(s) outlined in this standard, the equipment manufacturer's recommended maintenance procedure(s) and/or instruction(s) shall be strictly adhered.	<input checked="" type="checkbox"/>	<input type="checkbox"/>	
2	Follow lock out/tag out procedures at all times. De-energize or discharge all hydraulic, electrical, mechanical, or thermal energy prior to beginning work.	<input checked="" type="checkbox"/>	<input type="checkbox"/>	
TO BE PERFORMED AT EACH INSPECTION SERVICE				
1	Examine exterior of tank including fittings and valves for leaks, signs of corrosion, and correct as needed.	<input checked="" type="checkbox"/>	<input type="checkbox"/>	
2	Test air pressure in tank. Ensure air pressure is at correct PSI. Correct as needed.	<input checked="" type="checkbox"/>	<input type="checkbox"/>	

Note: The technician shall perform any repairs identified during PM up to \$250 (direct labor and direct material cost) per PM occurrence. For any deficiencies found exceeding \$250 open a corrective maintenance (CM) ticket and include the Asset #, WO #, photos, and a detailed discription of the deficiency.

To be performed by: General Maintenance Worker

Additional Notes: