

**CERTIFICATION OF WORK  
PREVENTIVE MAINTENANCE**

(To be completed by the Contractor and saved in the Contractor's CMMS)

FACID/Building: \_\_\_\_\_ Date of Visit: 9/17/19

Contractor Personnel on Site:

- |          |          |
|----------|----------|
| 1. _____ | 3. _____ |
| 2. _____ | 4. _____ |

**Work Performed:**

**Preventive Maintenance** - Services Completed (Annual, Quarterly, Monthly, equipment identification, etc.)

1. \_\_\_\_\_
2. \_\_\_\_\_
3. \_\_\_\_\_
4. \_\_\_\_\_
5. \_\_\_\_\_

-----

**CERTIFICATION OF WORK**

To be signed by the Contractor:


Print Name: Johnny W Brown Date: 9/17/19

Signed: 

To be signed by Facility Manager:

By signing the Certification of Work, the said government representative signature does not constitute acceptance of any work performed by the contractor, it only acknowledges that the contractor was on-site during the identified timeline:

Print Name/Rank: Roderick Daniels Date: 9/17/19

Signed: 

E-Mail: \_\_\_\_\_

**PREVENTATIVE MAINTENANCE PROGRAM CHECKLIST**  
**UNIT HEATER, ELECTRIC**

MECHANIC  
SIGNATURE:













DATE: 9/11/19

START TIME: 0900

FINISH TIME: 1630

SITE AND BLDG #: MD003-02

LOCATION/RM #: WO# 10551 ASSET # 1901  
1902

CHECK POINT	CHECKPOINT DESCRIPTION	TASK COMPLETE		NOTES/ ACTIONS (IF TASK COMPLETE IS CHECKED NO, PROVIDE EXPLANATION)
		YES	NO	
SPECIAL INSTRUCTIONS				
1	In addition to the procedure(s) outlined in this standard, the equipment manufacturer's recommended maintenance procedure(s) and/or instruction(s) shall be strictly adhered to.			
2	Follow lock out/tag out procedures at all times. De-energize or discharge all hydraulic, electrical, mechanical, or thermal energy prior to beginning work.			
TO BE PERFORMED AT EACH INSPECTION SERVICE				
1	Check heater coils and assoicated piping for leaks or corrosion.			
2	Clean heating coil. Brush vaccum where accessible.			
3	Inspect wiring and electrical controls for loose connections, charred, frayed or broken insulation, evidence of short circuiting, wrong size fuses, circuit breakers, or switches, and other electrical deficiencies. Tighten any loose connections.			
4	Inspect fan for bent blades, unbalance, excessive noise and vibration.			
5	Check motor and fan shaft bearings for noise, vibraton, overheating; lubrucate bearings.			
6	Verify proper control by modulating the thermostat through complete cycle.			
7	Inspect unit for proper operation.			
8	Inspect unit for overall condition and recommend for replacement or other needed repairs.			

Note: The technician shall perform any repairs identified during PM up to \$250 (direct labor and direct material cost) per PM occurrence. For any deficiencies found exceeding \$250 open a corrective maintenance (CM) ticket and include the Asset #, WO #, photos, and a detailed description of the deficiency.

To be performed by: HVAC Technician

**Additional Notes:**

**PREVENTATIVE MAINTENANCE PROGRAM CHECKLIST**  
**UNIT HEATER, HOT WATER**

MECHANIC  
SIGNATURE:



DATE: 9/11/19

SITE AND BLDG #: MD003-02

LOCATION/RM #: WO# 10551 ASSET # 1903

START TIME: 0900

FINISH TIME: 1630

CHECK POINT	CHECKPOINT DESCRIPTION	TASK COMPLETE		NOTES/ ACTIONS (IF TASK COMPLETE IS CHECKED NO, PROVIDE EXPLANATION)
		YES	NO	
<b>SPECIAL INSTRUCTIONS</b>				
1	In addition to the procedure(s) outlined in this standard, the equipment manufacturer's recommended maintenance procedure(s) and/or instruction(s) shall be strictly adhered to.	✓		
2	Schedule shutdown with operating personnel.	✓		
3	Follow lock out/tag out procedures at all times. De-energize or discharge all hydraulic, electrical, mechanical, or thermal energy prior to beginning work.	✓		
<b>TO BE PERFORMED AT EACH INSPECTION SERVICE</b>				
1	Check valve for full stroke operation in both directions, if applicable.	✓		
2	Check valve for signs of abnormal wear and leaks. Replace packing if needed.	✓		
3	Clean the coil with vacuum cleaner.	✓		
4	Comb the fins as needed.	✓		
5	Clean all fans and motors.	✓		
6	Check operation of controls and safeties.	✓		
7	Lubricate as required.	✓		
8	Check all motors, belts, pulleys, shafts, etc. for alignment.	✓		

Note: The technician shall perform any repairs identified during PM up to \$250 (direct labor and direct material cost) per PM occurrence. For any deficiencies found exceeding \$250 open a corrective maintenance (CM) ticket and include the Asset #, WO #, photos, and a detailed discription of the deficiency.

To be performed by: General Maintenance Worker

**Additional Notes:**