

**CERTIFICATION OF WORK  
PREVENTIVE MAINTENANCE**

(To be completed by the Contractor and saved in the Contractor's CMMS)

FACID/Building: MD003 Date of Visit: 12/13/19

Contractor Personnel on Site:

- |                      |          |
|----------------------|----------|
| 1. <u>John Brown</u> | 3. _____ |
| 2. _____             | 4. _____ |

**Work Performed:**

**Preventive Maintenance** - Services Completed (Annual, Quarterly, Monthly, equipment identification, etc.)

1. WO'S 11319FQ,11351QT,11362QT
2. FILTERS,GREASE TRAP,CIRCULATING PUMPS.HEATERS EXPANSION TANKS
3. \_\_\_\_\_
4. \_\_\_\_\_
5. \_\_\_\_\_

-----

**CERTIFICATION OF WORK**

To be signed by the Contractor:

Print Name: Johnny W Brown Date: 12/13/19

Signed: 

To be signed by Facility Manager:

By signing the Certification of Work, the said government representative signature does not constitute acceptance of any work performed by the contractor, it only acknowledges that the contractor was on-site during the identified timeline:

Print Name/Rank: Roderick Daniels Date: 12/13/19

Signed: 

E-Mail: \_\_\_\_\_

## PREVENTATIVE MAINTENANCE PROGRAM CHECKLIST

### CIRCULATING AND BOOSTER PUMPS

SITE AND BLDG #: **MD003-02**MECHANIC  
SIGNATURE: DATE: **12/13/19**LOCATION/RM #: \_\_\_\_\_ WO# **11362** ASSET # **1633**START TIME: **0900**FINISH TIME: **1630**

CHECK POINT	CHECKPOINT DESCRIPTION	TASK COMPLETE		NOTES/ ACTIONS (IF TASK COMPLETE IS CHECKED NO, PROVIDE EXPLANATION)
		YES	NO	
SPECIAL INSTRUCTIONS				
1	Follow lock out/tag out procedures at all times. De-energize or discharge all hydraulic, electrical, mechanical, or thermal energy prior to beginning work.			
2	It is generally not a good idea to tamper with pumps using mechanical seals if they are otherwise performing properly. Since mechanical seals can cost as much as the pump, it is usually not cost effective to risk damaging the seal by performing an annual internal inspection of the pump.-Report any leaks			
TO BE PERFORMED AT EACH INSPECTION SERVICE				
1	Lubricate pump and motor bearings as per manufacturer's specifications. Bearings require lubrication atleast annually.4 shots of grease per PM			
2	Inspect couplings and check for any pump seal leaks.			
3	Check motor mounts and vibration pads			
4	Tighten all pump flanges.			
5	Visually check pump alignment and coupling -Report unusual vibration			
6	Inspect electrical connections			

Note: The technician shall perform any repairs identified during PM up to \$250 (direct labor and direct material cost) per PM occurrence. For any deficiencies found exceeding \$250 open a corrective maintenance (CM) ticket and include the Asset #, WO #, photos, and a detailed discription of the deficiency.

To be performed by: General Maintenance Worker

**Additional Notes:**

## PREVENTATIVE MAINTENANCE PROGRAM CHECKLIST EXPANSION TANKS

**SITE AND BLDG #:** MD003-02









**MECHANIC  
SIGNATURE:**

**DATE:** 12/13/19

**LOCATION/RM #:**                      **WO#** 11362                      **ASSET #** 1634

**START TIME:** 0900

**FINISH TIME:** 1630

CHECK POINT	CHECKPOINT DESCRIPTION	TASK COMPLETE		NOTES/ ACTIONS (IF TASK COMPLETE IS CHECKED NO, PROVIDE EXPLANATION)
		YES	NO	
SPECIAL INSTRUCTIONS				
1	Follow lock out/tag out procedures at all times. De-energize or discharge all hydraulic, electrical, mechanical, or thermal energy prior to beginning work.			
TO BE PERFORMED AT EACH INSPECTION SERVICE				
1	Examine exterior of tank including fittings and valves for leaks, signs of corrosion, and correct as needed.			
2	If applicable, Check sight glass, insure level is between 1/2 and 3/4 sight glass. Correct as needed.			
3	If applicable, check tank pressure via schrader valve. Correct as needed.			

Note: The technician shall perform any repairs identified during PM up to \$250 (direct labor and direct material cost) per PM occurrence. For any deficiencies found exceeding \$250 open a corrective maintenance (CM) ticket and include the Asset #, WO #, photos, and a detailed discription of the deficiency.

To be performed by: General Maintenance Worker

**Additional Notes:**