

**CERTIFICATION OF WORK
PREVENTIVE MAINTENANCE**

(To be completed by the Contractor and saved in the Contractor's CMMS)

FACID/Building: MD019 Date of Visit: 8/13/20

Contractor Personnel on Site:

- | | |
|----------------------|----------|
| 1. <u>John Brown</u> | 3. _____ |
| 2. _____ | 4. _____ |

Work Performed:

Preventive Maintenance - Services Completed (Annual, Quarterly, Monthly, equipment identification, etc.)

1. WO'S 12486FQ, 12503MO, 12520QT, 12546PMF, 12559PMQ, 12487FQ, 12521PMQT
2. FILTERS, GATE, KITCHEN EQUIP, WATER HEATERS, SUMP PUMP,
3. TIME CLOCK LIGHTING, FURNACE
4. _____
5. _____

CERTIFICATION OF WORK

To be signed by the Contractor:

Print Name: Johnny W Brown Date: 8/13/20

Signed: 

To be signed by Facility Manager:

By signing the Certification of Work, the said government representative signature does not constitute acceptance of any work performed by the contractor, it only acknowledges that the contractor was on-site during the identified timeline:

Print Name/Rank: SFC William Schaffer Date: 8/13/20

Signed: 

E-Mail: _____

PREVENTATIVE MAINTENANCE PROGRAM CHECKLIST
DOMESTIC HOT WATER HEATER - GAS

SITE AND BLDG #: 019-02

**MECHANIC
SIGNATURE:**



DATE: 8/13/20

LOCATION/RM #: **WO#** 12521 **ASSET #** 1545

START TIME: 0900

FINISH TIME: 1630

CHECK POINT	CHECKPOINT DESCRIPTION	TASK COMPLETE		NOTES/ ACTIONS (IF TASK COMPLETE IS CHECKED NO, PROVIDE EXPLANATION)
		YES	NO	
SPECIAL INSTRUCTIONS				
1	Follow lock out/tag out procedures at all times. De-energize or discharge all hydraulic, electrical, mechanical, or thermal energy prior to beginning work.	/		
2	Use caution when working with natural gas fired equipment. Be aware of any smells (rotten egg) that could be a natural gas leak.	/		
3	Do not allow any open flames around equipment.	/		
TO BE PERFORMED AT EACH INSPECTION SERVICE				
1	Attach drain hose. Drain several gallons from tank to remove sediment.	/		
2	Manually check operation of safety valve. Check for corrosion around valve. Verify the safety valve inspection tag is in place. Ensure that no personnel are in area of relief piping discharge.	/		
3	Check all connections - electric, gas and water. Tighten as necessary.	/		
4	Check operation and setting of aquastat. Check hot water temperature with dial thermometer, and set aquastat at minimum value required for all uses.	/		
5	Clean water heater exterior.	/		
6	Clean pump, controls, switches, and starters. Check operation of pump and condition of pump seal or packing, and replace as required.	/		
7	Soap test for gas leaks, if leaks are found notify facility manager and AFOS immediately.	/		
8	Clean up work area and remove trash.	/		

Note: The technician shall perform any repairs identified during PM up to \$250 (direct labor and direct material cost) per PM occurrence. For any deficiencies found exceeding \$250 open a corrective maintenance (CM) ticket and include the Asset #, WO #, photos, and a detailed discription of the deficiency.











To be performed by: General Maintenance Worker

Additional Notes:

PREVENTATIVE MAINTENANCE PROGRAM CHECKLIST

FURNACE

ACTIVITY AND BLDG #: **MD019-02**MECHANIC
SIGNATURE: DATE: **8/13/20**LOCATION/RM #: WO# **12521** ASSET # **2058**START TIME: **0900**FINISH TIME: **1630**

CHECK POINT	CHECKPOINT DESCRIPTION	TASK COMPLETE		NOTES/ ACTIONS (IF TASK COMPLETE IS CHECKED NO, PROVIDE EXPLANATION)
		YES	NO	
SPECIAL INSTRUCTIONS				
1	Follow lock out/tag out procedures at all times. De-energize or discharge all hydraulic, electrical, mechanical, or thermal energy prior to beginning work.			
TO BE PERFORMED AT EACH INSPECTION SERVICE				
1	Replace air filter if applicable			
2	Check the fire box liner or refractory for cracks and leaks.			
3	Check smoke stack for obstructions, leaks, etc.			
5	Clean all fans and motors.			
6	Check operation of controls and safeties.			
7	Lubricate as required.			
8	Check and clean plenum (clean cooling coils and check for leaks, if			
9	Check all motors, belts, pulleys, shafts, etc. for alignment.			
10	Report any rust issues and open a CM ticket			
11	Remove lock outs and tags. Restore fuel and power supply.			

Note: The technician shall perform any repairs identified during PM up to \$250 (direct labor and direct material cost) per PM occurrence. For any deficiencies found exceeding \$250 open a corrective maintenance (CM) ticket and include the Asset #, WO #, photos, and a detailed discription of the deficiency.

To be performed by: HVAC Technician

Additional Notes: