

**CERTIFICATION OF WORK
PREVENTIVE MAINTENANCE**

(To be completed by the Contractor and saved in the Contractor's CMMS)

FACID/Building: MD002 Date of Visit: 9/21-23/20

Contractor Personnel on Site:

- | | |
|----------------------|----------|
| 1. <u>JOHN BROWN</u> | 3. _____ |
| 2. _____ | 4. _____ |

Work Performed:


Preventive Maintenance - Services Completed (Annual, Quarterly, Monthly, equipment identification, etc.)

1. WO'S 12645MO,12655QT,12696SA,12738-12739PMS,12657QT,12740-12742PMS
2. 12716PMF, 12727PMQ,12732PMS
3. LIGHTING, GREASE TRAPS, CIRCULATING PUMOPS, GLYCOL FEEDER,
4. GLYCOL EXP TANK, MINI SPLITS,EXP TANKS, DDC CONTROLER, EXT WALL PACKS
5. _____

CERTIFICATION OF WORK

To be signed by the Contractor:


Print Name: Johnny W Brown Date: 9/23/20

Signed: 

To be signed by Facility Manager:

By signing the Certification of Work, the said government representative signature does not constitute acceptance of any work performed by the contractor, it only acknowledges that the contractor was on-site during the identified timeline:

Print Name/Rank: Capt Brian Wharton Date: 9/23/20

Signed: 

E-Mail: _____

PREVENTATIVE MAINTENANCE PROGRAM CHECKLIST **GREASE TRAP**

MECHANIC
SIGNATURE:



DATE:

9/23/20

START TIME:

0900

FINISH TIME:







1630

SITE AND BLDG #: MD002-03

LOCATION/RM #:

WO# 12657

ASSET # 1507

CHECK POINT	CHECKPOINT DESCRIPTION	TASK COMPLETE		NOTES/ ACTIONS (IF TASK COMPLETE IS CHECKED NO, PROVIDE EXPLANATION)
		YES	NO	
SPECIAL INSTRUCTIONS				
1	Follow lock out/tag out procedures at all times. De-energize or discharge all hydraulic, electrical, mechanical, or thermal energy prior to beginning work.			
2	Insure proper grease disposal.-Tanks are pumped by local septic companies			
TO BE PERFORMED AT EACH INSPECTION SERVICE				
1	Remove lid. If the trap is equipped with removable baffles, remove them.			
2	Make sure the flow restrictor on the inflow pipe is present.			
3	If damages, missing parts, or cleaning is required, report them as needed to ensure proper working operation.			
4	Replace lid and baffles.			
5	Record grease trap maintenance activities on your log or request a receipt from your grease hauler. Keep records for 3 years. -In Maximo under WO#			

Note: The technician shall perform any repairs identified during PM up to \$250 (direct labor and direct material cost) per PM occurrence. For any deficiencies found exceeding \$250 open a corrective maintenance (CM) ticket and include the Asset #, WO #, photos, and a detailed discription of the deficiency.

To be performed by: General Maintenance Technician

Additional Notes: