

**CERTIFICATION OF WORK
PREVENTIVE MAINTENANCE**

(To be completed by the Contractor and saved in the Contractor's CMMS)

FACID/Building: DE007 Date of Visit: 03/16/21

Contractor Personnel on Site:

- | | |
|----------------------|----------|
| 1. <u>John Brown</u> | 3. _____ |
| 2. _____ | 4. _____ |

Work Performed:

Preventive Maintenance - Services Completed (Annual, Quarterly, Monthly, equipment identification, etc.)

1. PM MAINTENANCE
2. _____
3. _____
4. _____
5. _____

CERTIFICATION OF WORK

To be signed by the Contractor:

Print Name: Johnny W Brown Date: 03/16/21

Signed: 

To be signed by Facility Manager:

By signing the Certification of Work, the said government representative signature does not constitute acceptance of any work performed by the contractor, it only acknowledges that the contractor was on-site during the identified timeline:

Print Name/Rank: Amy Lyons Date: 03/16/21

Signed: 

E-Mail: _____

PREVENTATIVE MAINTENANCE PROGRAM CHECKLIST

DDC CONTROLLER

SITE AND BLDG #: DE007 B-1

LOCATION/RM #: WO# 13748 ASSET # 1766-1770

MECHANIC SIGNATURE:  DATE: 03/16/21

START TIME: 0900 FINISH TIME: 1630

CHECK POINT	CHECKPOINT DESCRIPTION	TASK COMPLETE		NOTES/ ACTIONS (IF TASK COMPLETE IS CHECKED NO, PROVIDE EXPLANATION)
		YES	NO	
SPECIAL INSTRUCTIONS				
1	Follow lock out/tag out procedures at all times. De-energize or discharge all hydraulic, electrical, mechanical, or thermal energy prior to beginning work.			
TO BE PERFORMED AT EACH INSPECTION SERVICE				
1	Obtain username and password for login. If not available, contact appropriate company manager to obtain access.			
2	Login into system, check for any alarms currently on system. Make necessary repairs to correct alarms back to normal state.			
3	Check physical condition of the device. Shut off power to the unit.Vacuum any remaining dust. Turn power back on to the unit.			
4	Check all fuses for evidence of heating or weakening.			
5	Check sytem for alarms			
6	Check all plug connections in the panel to ensure the plugs are fully seated.			

Note: The technician shall perform any repairs identified during PM up to \$250 (direct labor and direct material cost) per PM occurrence. For any deficiencies found exceeding \$250 open a corrective maintenance (CM) ticket and include the Asset #, WO #, photos, and a detailed discription of the deficiency.

To be performed by: HVAC Technician

Additional Notes:

PREVENTATIVE MAINTENANCE PROGRAM CHECKLIST









LIGHTING, OUTSIDE

SITE AND BLDG #: DE007 B-1

LOCATION/RM #: WO# 13748 ASSET #1771

MECHANIC SIGNATURE:  DATE: 03/16/21

START TIME: 0900 FINISH TIME: 1630

CHECK POINT	CHECKPOINT DESCRIPTION	TASK COMPLETE		NOTES/ ACTIONS (IF TASK COMPLETE IS CHECKED NO, PROVIDE EXPLANATION)
		YES	NO	
SPECIAL INSTRUCTIONS				
1	Schedule and coordinate work with operating personnel.			
2	Follow lock out/tag out procedures at all times. De-energize or discharge all hydraulic, electrical, mechanical, or thermal energy prior to beginning work.			
TO BE PERFORMED AT EACH INSPECTION SERVICE				
1	Inspect lighting contactor for pitting or arcing - report issues			
2	Inspect visual condition of wiring. Look for evidence of overheating.			
3	Check for proper light operation.			
4	Test operation of automatic switches/ time clock/ photocells if applicable.			
5	Inspect light pole and mounting devices for deficiencies.			
6	For any noted deficiency, takes pictures and open corrective maintenance ticket.			

Note: The technician shall perform any repairs identified during PM up to \$250 (direct labor and direct material cost) per PM occurrence. For any deficiencies found exceeding \$250 open a corrective maintenance (CM) ticket and include the Asset #, WO #, photos, and a detailed discription of the deficiency.

To be performed by: General Maintenance Worker

Additional Notes:

PREVENTATIVE MAINTENANCE PROGRAM CHECKLIST **DUCTLESS MINI SPLIT**

SITE AND BLDG #: DE007 B-1

MECHANIC
SIGNATURE:


DATE: 03/16/21

LOCATION/RM #: WO# 13748 ASSET # 1762-1765

START TIME: 0900

FINISH TIME: 1630

CHECK POINT	CHECKPOINT DESCRIPTION	TASK COMPLETE		NOTES/ ACTIONS (IF TASK COMPLETE IS CHECKED NO, PROVIDE EXPLANATION)
		YES	NO	
SPECIAL INSTRUCTIONS				
1	As needed, de-energize or discharge all hydraulic, electrical, mechanical, or thermal energy prior to beginning work. Follow lock out/tag out procedures at all times.			
TO BE PERFORMED AT EACH INSPECTION SERVICE				
1	Check fan blades for dust buildup and clean if necessary.			
2	Check all electrical connections			
3	Check that the fan runs properly in all speeds as applicable.			
4	Check dampers and rotating auto diffusers for dirt accumulations, clean as necessary.			
5	Check filter door for proper gasketing and air leaks. Correct as needed.			
6	Change or Clean filter as needed. Filters get checked quarterly.			
7	Ensure condensate pump is working properly and that the drain lines are clear.			
8	Clean up work area.			

Note: The technician shall perform any repairs identified during PM up to \$250 (direct labor and direct material cost) per PM occurrence. For any deficiencies found exceeding \$250 open a corrective maintenance (CM) ticket and include the Asset #, WO #, photos, and a detailed discription of the deficiency.

To be performed by: General Maintenance Worker

Additional Notes: