

**CERTIFICATION OF WORK
PREVENTIVE MAINTENANCE**

(To be completed by the Contractor and saved in the Contractor's CMMS)

FACID/Building: DE001 Date of Visit: 03/17/21

Contractor Personnel on Site:

- | | |
|----------------------|----------|
| 1. <u>John Brown</u> | 3. _____ |
| 2. _____ | 4. _____ |

Work Performed:

Preventive Maintenance - Services Completed (Annual, Quarterly, Monthly, equipment identification, etc.)

1. PM MAINTENANCE
2. _____
3. _____
4. _____
5. _____

CERTIFICATION OF WORK

To be signed by the Contractor:

Print Name: Johnny W Brown Date: 03/17/21

Signed: 

To be signed by Facility Manager:

By signing the Certification of Work, the said government representative signature does not constitute acceptance of any work performed by the contractor, it only acknowledges that the contractor was on-site during the identified timeline:


Print Name/Rank: SFC Jose Mojica Date: 03/17/21









Signed: 

E-Mail: _____

PREVENTATIVE MAINTENANCE PROGRAM CHECKLIST

LIGHTING, OUTSIDE

SITE AND BLDG #: DE001 B-2 MECHANIC SIGNATURE:  DATE: 03/17/21
 LOCATION/RM #: _____ WO# 13810 ASSET # 190918-120 START TIME: 0900 FINISH TIME: 1630

CHECK POINT	CHECKPOINT DESCRIPTION	TASK COMPLETE		NOTES/ ACTIONS (IF TASK COMPLETE IS CHECKED NO, PROVIDE EXPLANATION)
		YES	NO	
SPECIAL INSTRUCTIONS				
1	Schedule and coordinate work with operating personnel.			
2	Follow lock out/tag out procedures at all times. De-energize or discharge all hydraulic, electrical, mechanical, or thermal energy prior to beginning work.			
TO BE PERFORMED AT EACH INSPECTION SERVICE				
1	Inspect lighting contactor for pitting or arcing - report issues			
2	Inspect visual condition of wiring. Look for evidence of overheating.			
3	Check for proper light operation.			
4	Test operation of automatic switches/ time clock/ photocells if applicable.			
5	Inspect light pole and mounting devices for deficiencies.			
6	For any noted deficiency, takes pictures and open corrective maintenance ticket.			

Note: The technician shall perform any repairs identified during PM up to \$250 (direct labor and direct material cost) per PM occurrence. For any deficiencies found exceeding \$250 open a corrective maintenance (CM) ticket and include the Asset #, WO #, photos, and a detailed discription of the deficiency.

To be performed by: General Maintenance Worker

Additional Notes:

PREVENTATIVE MAINTENANCE PROGRAM CHECKLIST

OUTDOOR CONDENSING UNIT

MECHANIC
SIGNATURE


DATE: 03/17/21

SITE AND BLDG #: DE001 B-2

LOCATION/RM #: WO# 13810 ASSET # 190918-119

START TIME: 0900 FINISH TIME: 1630

CHECK POINT	CHECKPOINT DESCRIPTION	TASK COMPLETE		NOTES/ ACTIONS (IF TASK COMPLETE IS CHECKED NO, PROVIDE EXPLANATION)
		YES	NO	
SPECIAL INSTRUCTIONS				
1	Schedule outage of unit with personnel in area the unit serves.	/		
2	Follow lock out/tag out procedures at all times. De-energize or discharge all hydraulic, electrical, mechanical, or thermal energy prior to beginning work.	/		
3	If disposal of the equipment is required, follow regulations concerning removal of refrigerants and disposal of the unit.	/		
TO BE PERFORMED AT EACH INSPECTION SERVICE				
1	Remove debris from air screen and clean underneath unit.	/		
2	Wash coil with coil cleaning solution - Rinse Thoroughly	/		
3	Straighten fin tubes with fin comb, as needed.	/		
4	Check electrical connections for tightness.	/		
5	Check mounting base for tightness.	/		
6	Inspect fans for bent blades, unbalance, excessive noise and vibrations.	/		
7	Inspect all piping for leaks and tighten loose connections.	/		
8	Check wires at condenser electrical fused safety switches for tightness and burned insulation. Repair as necessary.	/		
9	Check supply air temperature to ensure unit is operating properly. If possible record room temperature.and Humidity	/		Room temp _____ Room Humidity _____%
10	Inspect unit for overall condition and recommend for replacement or other needed repairs.	/		
11	Clean up work area.	/		

Note: The technician shall perform any repairs identified during PM up to \$250 (direct labor and direct material cost) per PM occurrence. For any deficiencies found exceeding \$250 open a corrective maintenance (CM) ticket and include the Asset #, WO #, photos, and a detailed description of the deficiency.

To be performed by: HVAC Technician

Additional Notes:

PREVENTATIVE MAINTENANCE PROGRAM CHECKLIST **DUCTLESS MINI SPLIT**

SITE AND BLDG #: DE001 B-2

LOCATION/RM #: WO# 13810 ASSET # 190918-118

MECHANIC SIGNATURE:  **DATE:** 03/17/21

START TIME: 0900 **FINISH TIME:** 1630

CHECK POINT	CHECKPOINT DESCRIPTION	TASK COMPLETE		NOTES/ ACTIONS (IF TASK COMPLETE IS CHECKED NO, PROVIDE EXPLANATION)
		YES	NO	
SPECIAL INSTRUCTIONS				
1	As needed, de-energize or discharge all hydraulic, electrical, mechanical, or thermal energy prior to beginning work. Follow lock out/tag out procedures at all times.			
TO BE PERFORMED AT EACH INSPECTION SERVICE				
1	Check fan blades for dust buildup and clean if necessary.			
2	Check all electrical connections			
3	Check that the fan runs properly in all speeds as applicable.			
4	Check dampers and rotating auto diffusers for dirt accumulations, clean as necessary.			
5	Check filter door for proper gasketing and air leaks. Correct as needed.			
6	Change or Clean filter as needed. Filters get checked quarterly.			
7	Ensure condensate pump is working properly and that the drain lines are clear.			
8	Clean up work area.			

Note: The technician shall perform any repairs identified during PM up to \$250 (direct labor and direct material cost) per PM occurrence. For any deficiencies found exceeding \$250 open a corrective maintenance (CM) ticket and include the Asset #, WO #, photos, and a detailed discription of the deficiency.

To be performed by: General Maintenance Worker

Additional Notes: