

**CERTIFICATION OF WORK
PREVENTIVE MAINTENANCE**

(To be completed by the Contractor and saved in the Contractor's CMMS)

FACID/Building: MD003 Date of Visit: 08/05/21

Contractor Personnel on Site:

- | | |
|----------|----------|
| 1. _____ | 3. _____ |
| 2. _____ | 4. _____ |

Work Performed:

Preventive Maintenance - Services Completed (Annual, Quarterly, Monthly, equipment identification, etc.)

1. _____
2. _____
3. _____
4. _____
5. _____

CERTIFICATION OF WORK

To be signed by the Contractor:


Print Name: Johnny W Brown Date: 08/05/21

Signed:  _____

To be signed by Facility Manager:

By signing the Certification of Work, the said government representative signature does not constitute acceptance of any work performed by the contractor, it only acknowledges that the contractor was on-site during the identified timeline:

Print Name/Rank: Jason Gavin Date: 08/05/21

Signed:  _____

E-Mail: _____

PREVENTATIVE MAINTENANCE PROGRAM CHECKLIST
TIME CLOCK, LIGHTING

SITE AND BLDG #: MD003 B-1





MECHANIC
SIGNATURE: 

DATE: 08/05/21

LOCATION/RM #: _____ WO# 14652 ASSET # 190918-174

START TIME: 0900

FINISH TIME: 1630

CHECK POINT	CHECKPOINT DESCRIPTION	TASK COMPLETE		NOTES/ ACTIONS (IF TASK COMPLETE IS CHECKED NO, PROVIDE EXPLANATION)
		YES	NO	
SPECIAL INSTRUCTIONS				
1	Follow lock out/tag out procedures at all times. De-energize or discharge all hydraulic, electrical, mechanical, or thermal energy prior to beginning work.			
TO BE PERFORMED AT EACH INSPECTION SERVICE				
1	Clean timeclock using a soft lint-free cloth and spray bottle of glass cleaner. Remove any dirt or grease build up.			
2	Check physical connections.Check wiring connections for tightness			
3	Verify the timeclock configuration, ensure proper operation.			
4	If applicable, check battery and replace as needed.			

Note: The technician shall perform any repairs identified during PM up to \$250 (direct labor and direct material cost) per PM occurrence. For any deficiencies found exceeding \$250 open a corrective maintenance (CM) ticket and include the Asset #, WO #, photos, and a detailed discription of the deficiency.

To be performed by: General Maintenance Worker

Additional Notes: